


NOTICE DE MONTAGE



- A lire soigneusement
- A conserver pour consultation ultérieur
- Garder la notice de montage en cas de demande de SAV


75352

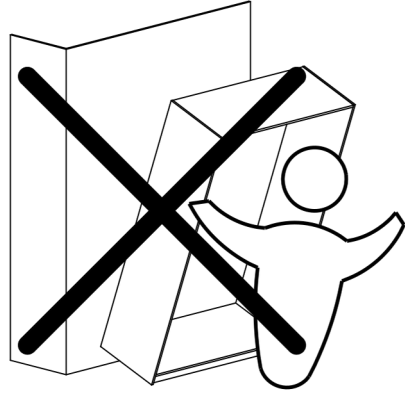
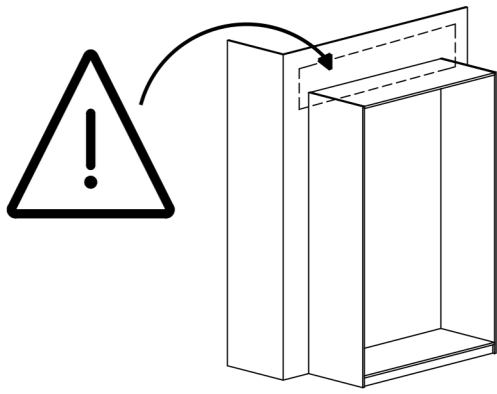
ARM. 2P




3-5 hr

Entretien: Nettoyer à l'aide d'un chiffon doux et légèrement humide.






H




H < 2120 mm





H > 2120 mm

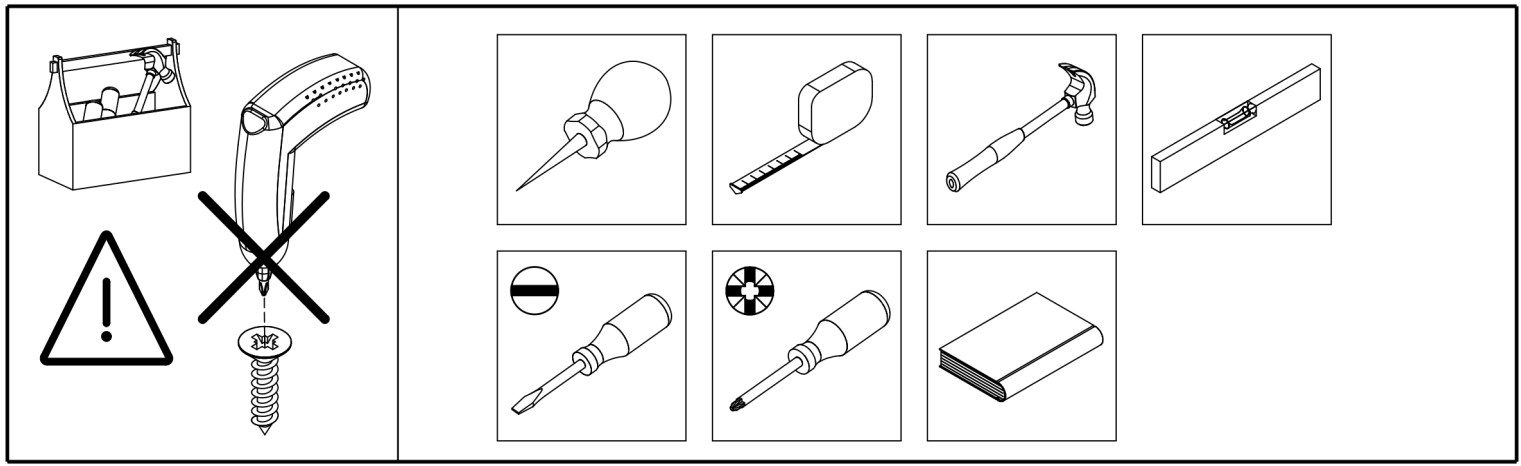


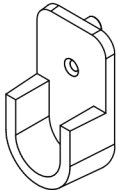
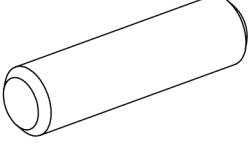
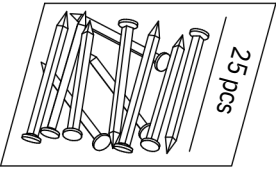

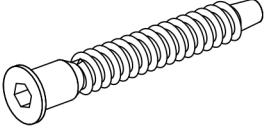
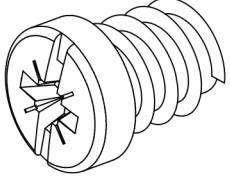
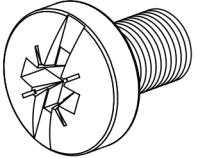
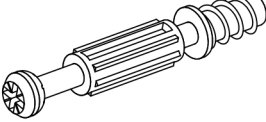
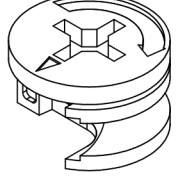
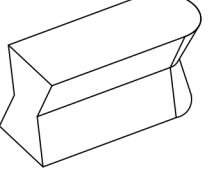
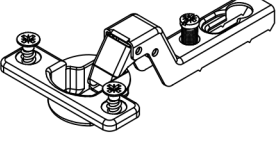
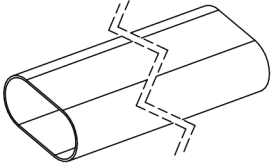
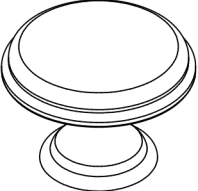
3-5 hr



x2

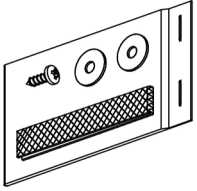




<p>0110601 x2</p>  <p>0.98x1.77x0.59" 25x45x15 mm</p>	<p>0110901 x1</p>  <p>Ø0.87x0.02" Ø22x0,5 mm</p>	<p>0111017 x12</p>  <p>Ø0.2/Ø0.39x0.47" Ø5/Ø10/12 mm</p>	<p>0120205 x12</p>  <p>Ø0.24x1.18" Ø6x30 mm</p>	<p>0120209 x15</p>  <p>Ø0.31x1.18" Ø8x30 mm</p>
<p>0122005 x5</p>  <p>Ø0.55/Ø0.35x0.61" Ø14/Ø9x15,5 mm</p>	<p>0123006 x2</p>  <p>0.06x0.98" 1,4x25 mm</p>	<p>0123010 x18</p>  <p>Ø0.1x0.79" Ø2,5x20 mm</p>	<p>0125215 x2</p>  <p>Ø0.12x0.47" Ø3x12 mm</p>	<p>0125244 x2</p>  <p>Ø0.14x1.38" Ø3,5x35 mm</p>
<p>0125604 x15</p>  <p>Ø0.2x1.5" Ø5x38 mm</p>	<p>0125610 x5</p>  <p>Ø0.28x1.97" Ø7x50 mm</p>	<p>0126033 x7</p>  <p>Ø0.25x1.06" Ø6,3x27 mm</p>	<p>0126071 x12</p>  <p>Ø0.27x0.31" Ø6,9x8 mm</p>	<p>0126211 x6</p>  <p>M4x0.28" M4x7 mm</p>
<p>0126234 x2</p>  <p>M4x0.98" M4x25 mm</p>	<p>0131412 x2</p>  <p>Ø0.28x3.35" Ø7x85 mm</p>	<p>0131513 x20</p>  <p>Ø0.30x1.73/1.34" Ø7,5x44/34 mm</p>	<p>0131687 x24</p>  <p>Ø0.59x0.37" Ø15x9,5 mm</p>	<p>0133203 x4</p>  <p>1x0.37x0.51" 25,4x9,5x13 mm</p>
<p>0150490 x6</p>  <p>2.01x1.57x0.28" 51x40x7 mm</p>	<p>0152292 x6</p>  <p>Ø1.02-3.61x1.97x1" Ø26-91,7x50x25,2 mm</p>	<p>0162403 x5</p>  <p>M6x0.79" M6x20 mm</p>	<p>0172497 x1</p>  <p>16.18x0.59x1.18" 411x15x30 mm</p>	<p>0181009 x2</p>  <p>Ø1.1x0.83" Ø28x21 mm</p>

0194009

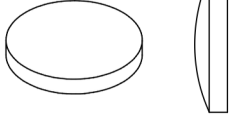
x2



1.97x3.54x0.47"
50x90x12 mm

0196203

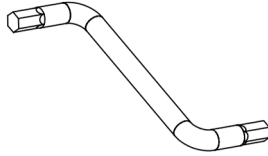
x4



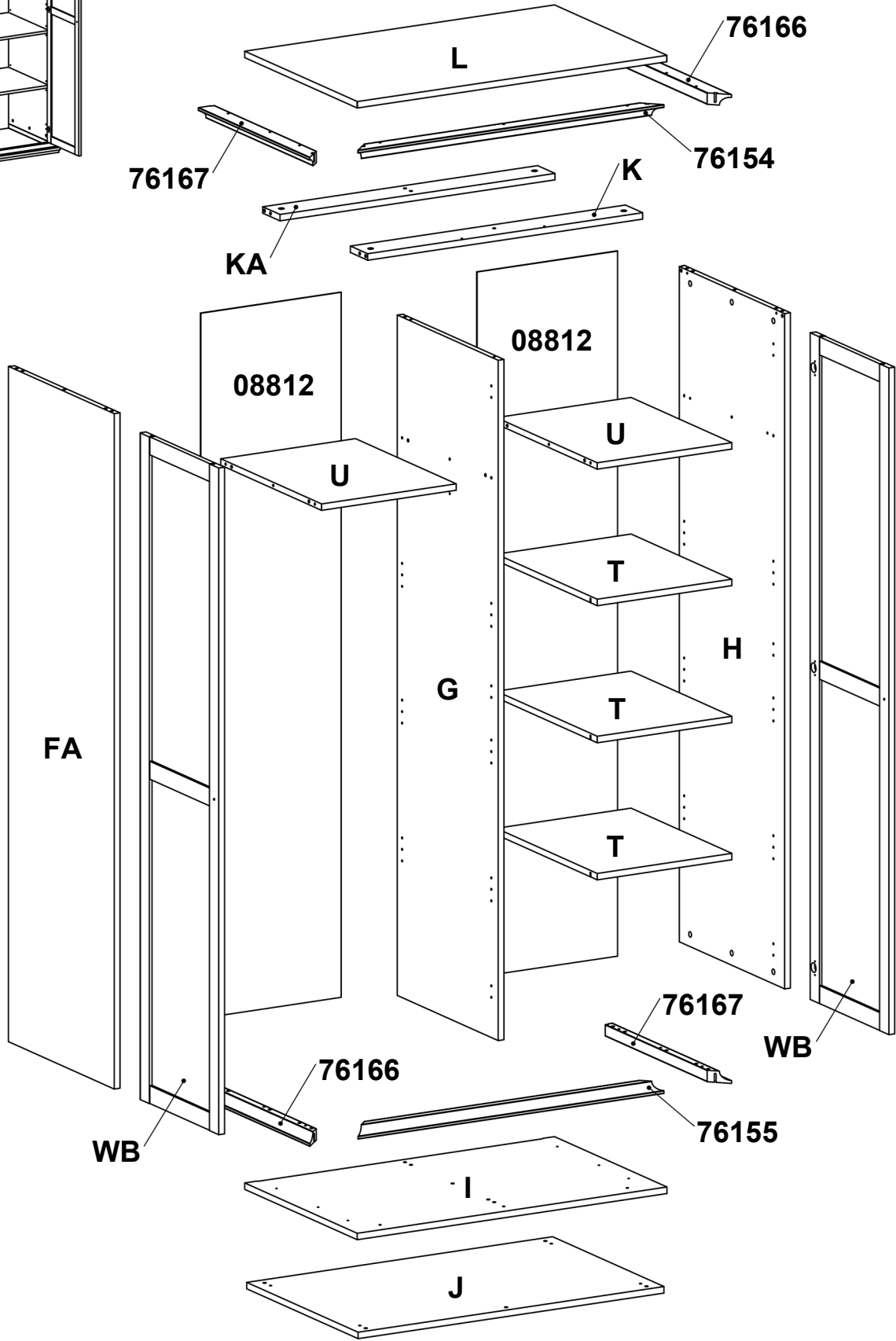
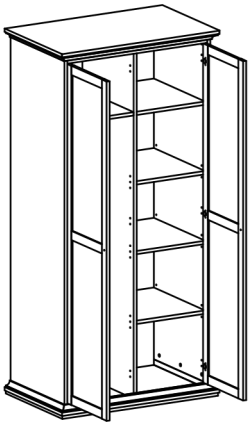
Ø0.28x0.06"
Ø7x1,5 mm

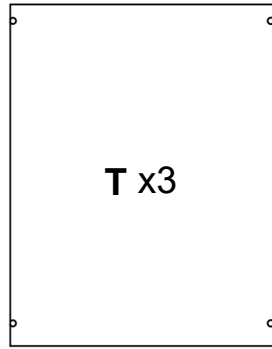
0197642

x1

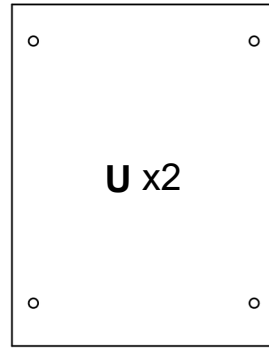


0.16x1.93x1.46"
4x49x37 mm






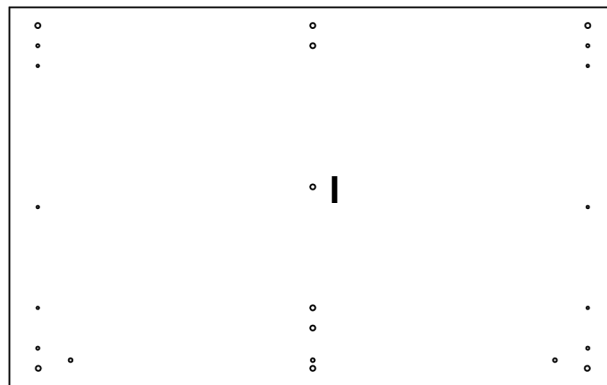
418x542x18mm



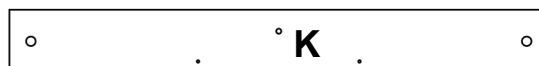
418x542x18mm



962x605x18mm



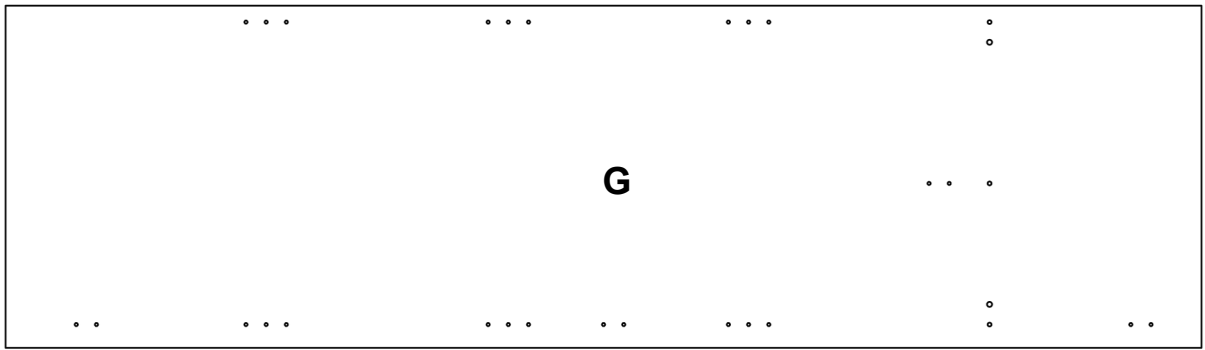
962x605x18mm



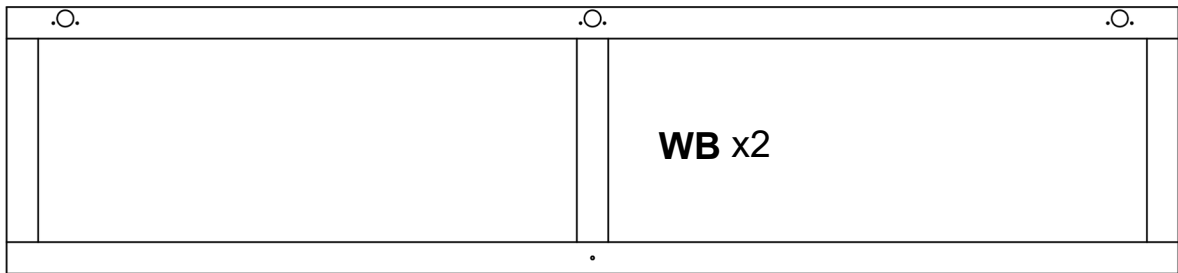
854x93x18mm



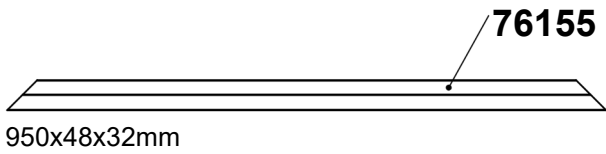
854x93x18mm



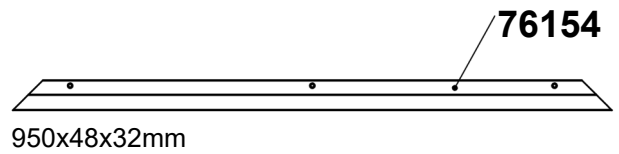
1896x543x18mm



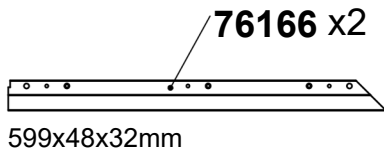
1858x423x18,2mm



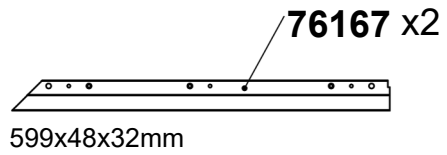
950x48x32mm




950x48x32mm



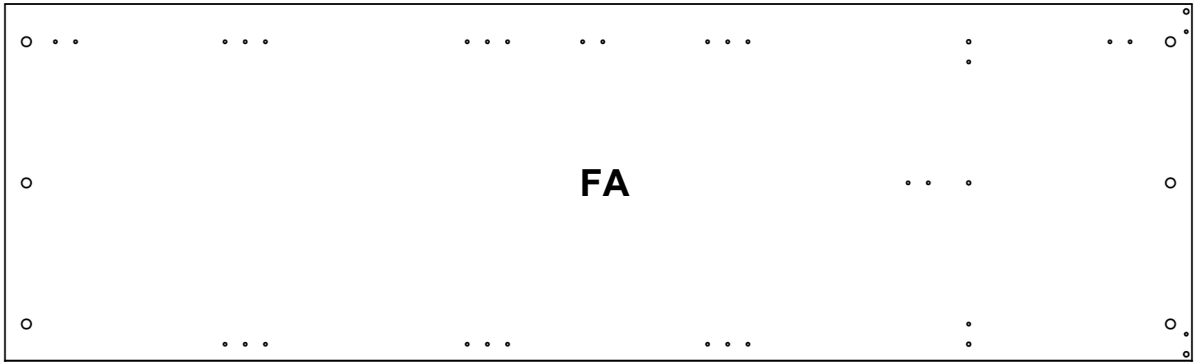
599x48x32mm



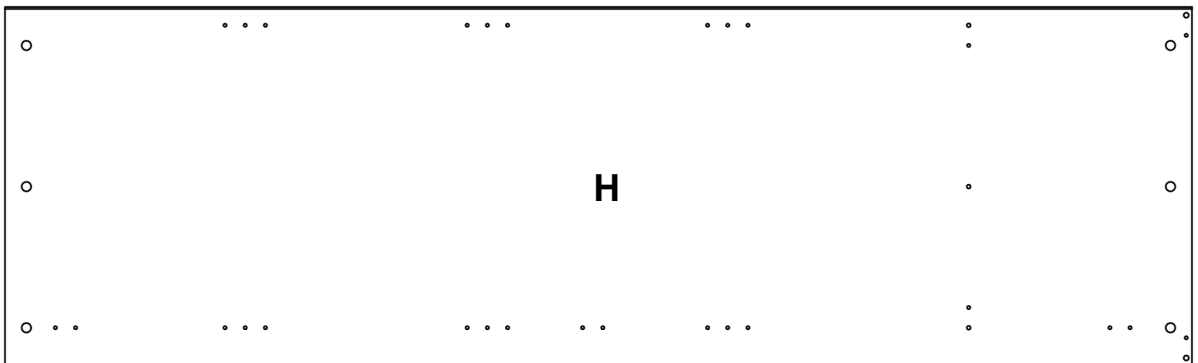
599x48x32mm



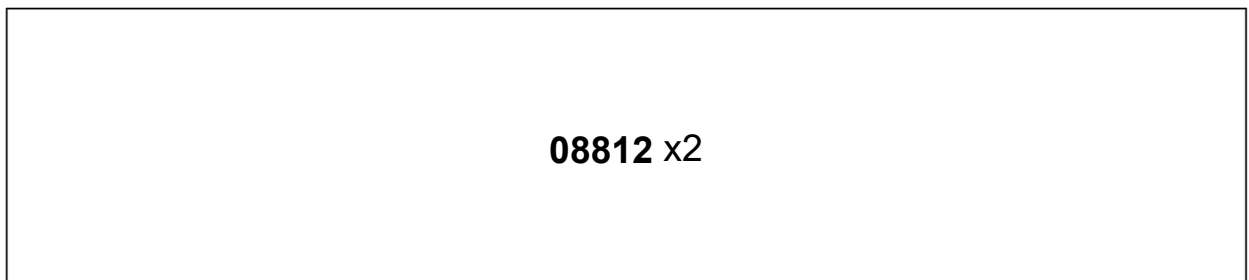
950x599x18mm



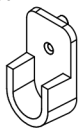

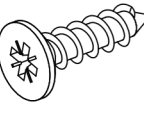

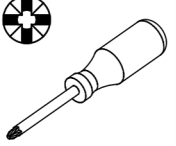
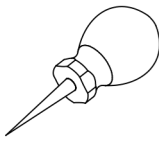
1882x569x18mm

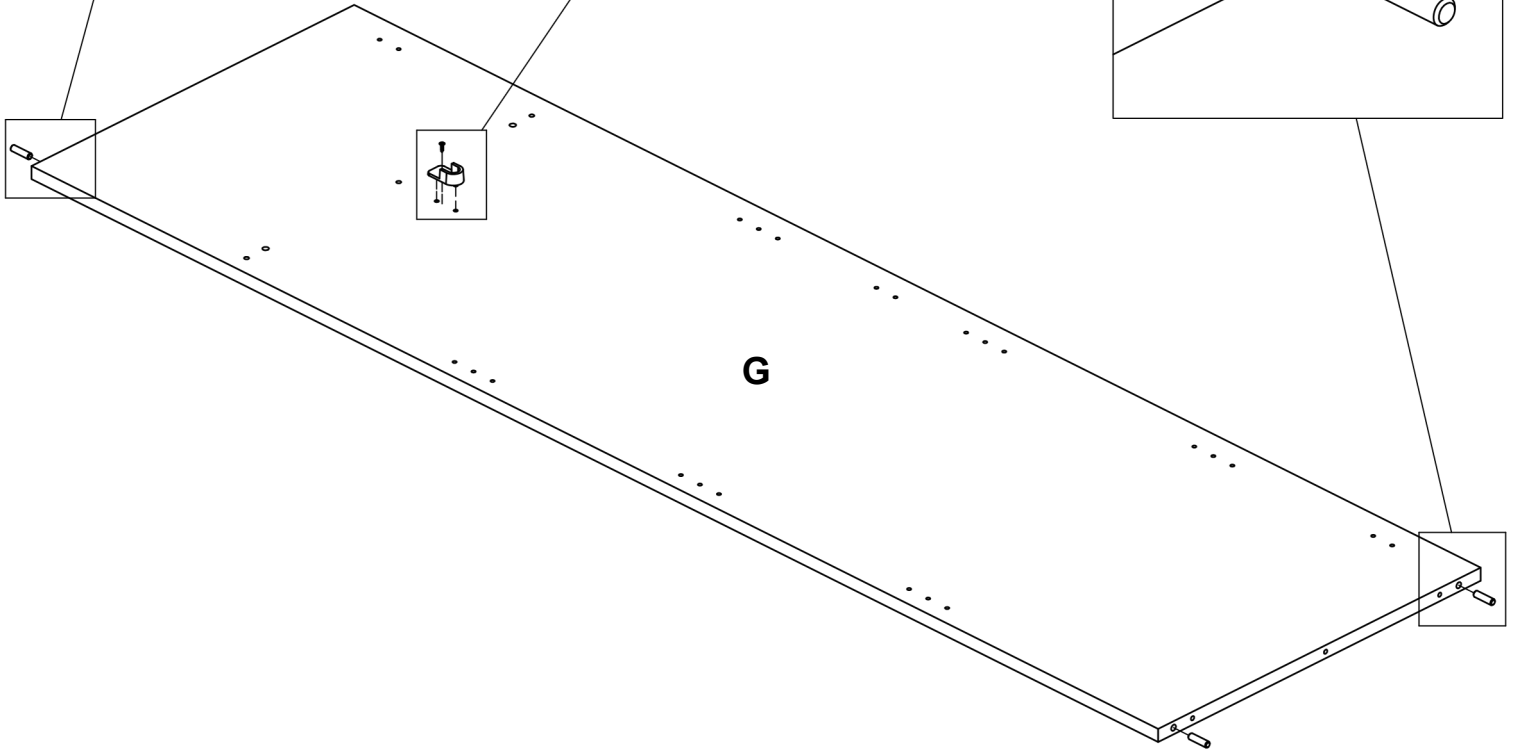
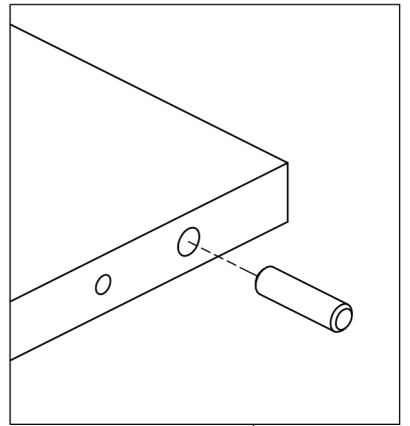
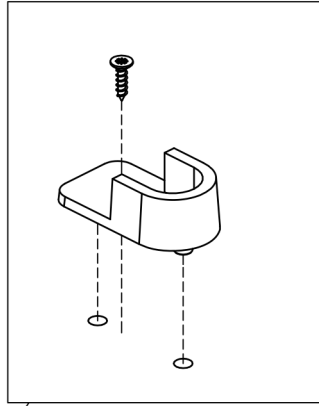
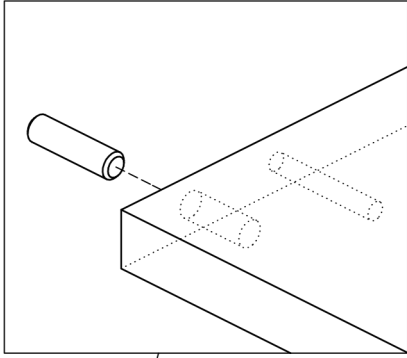



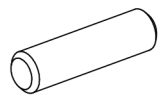
1882x569x18mm

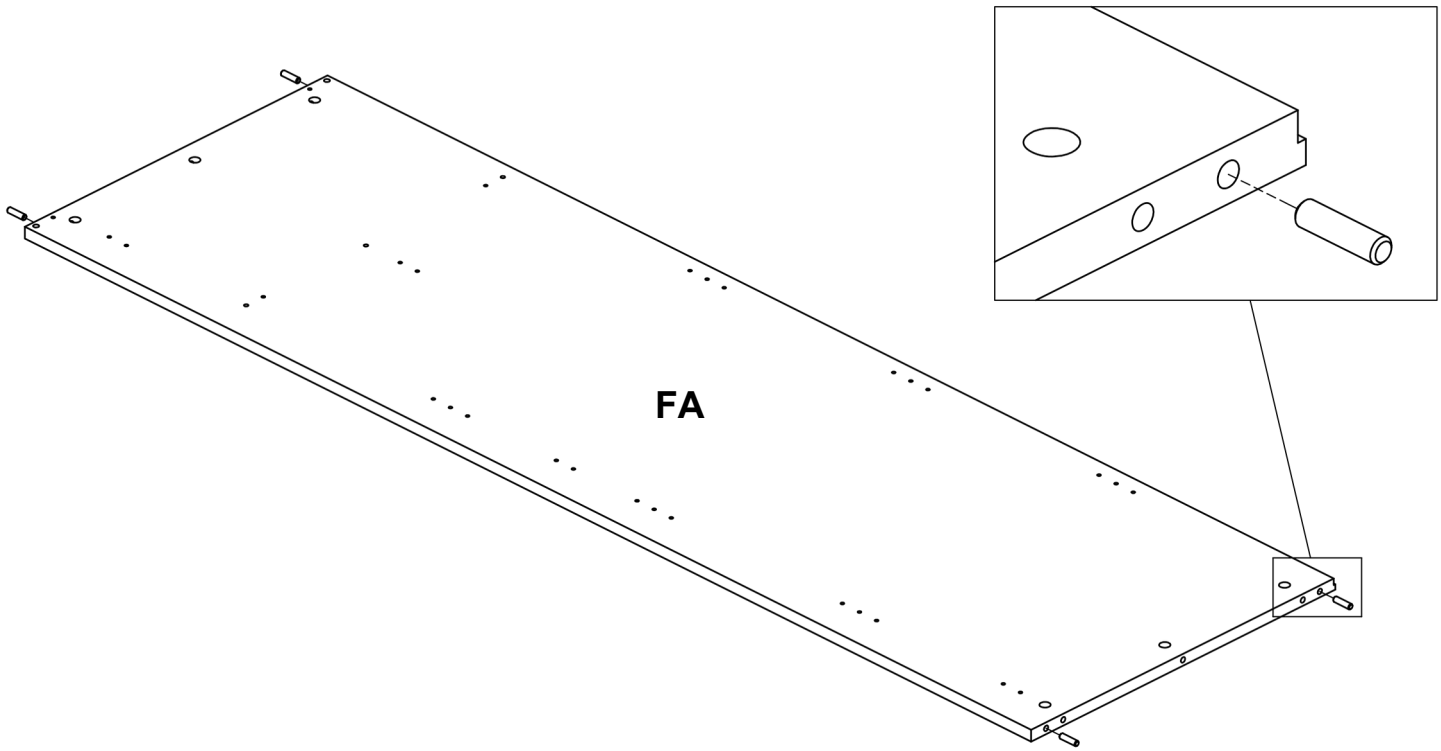


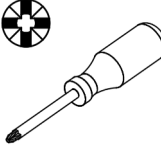
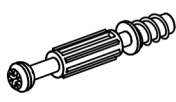
1965x436x2,5mm

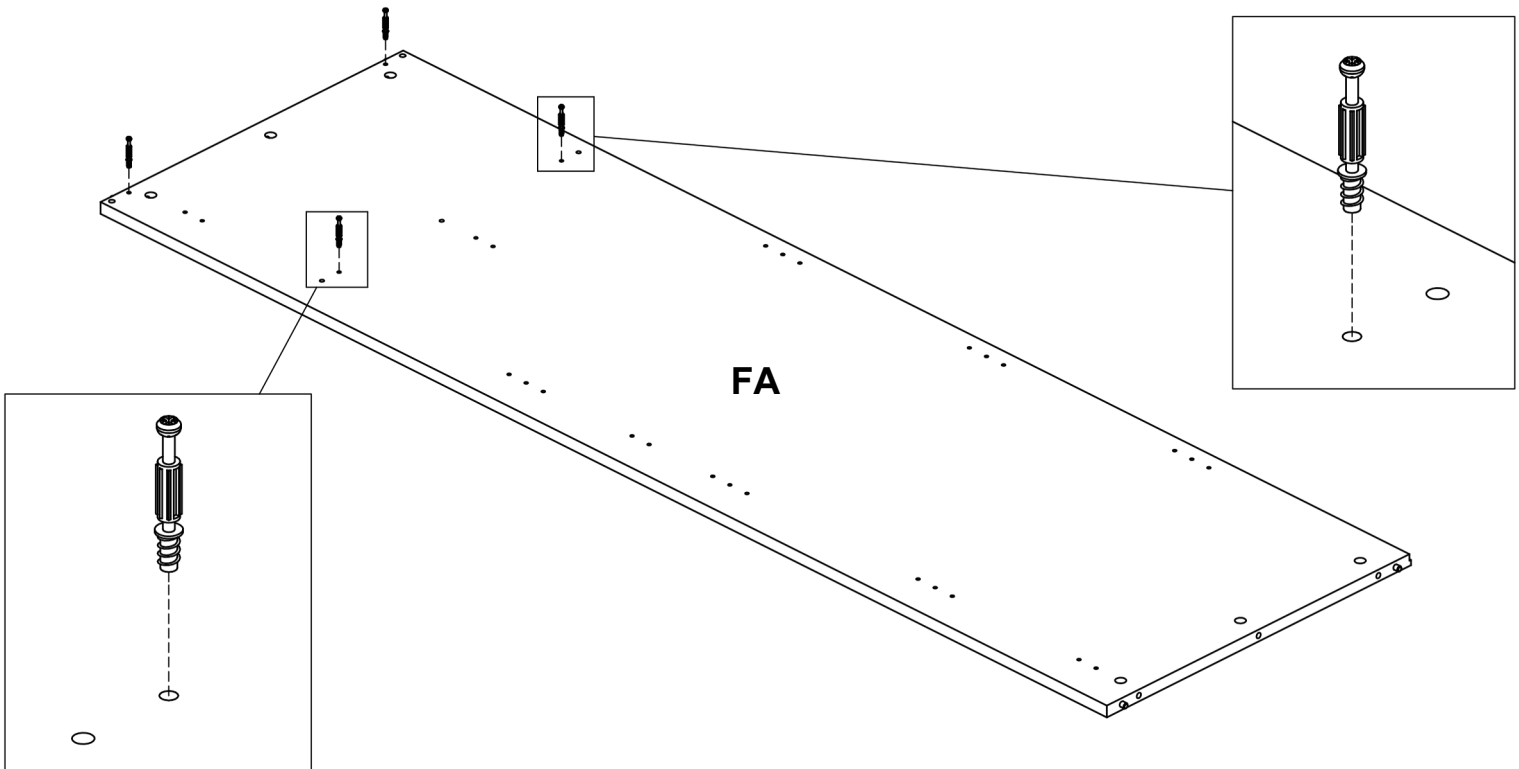
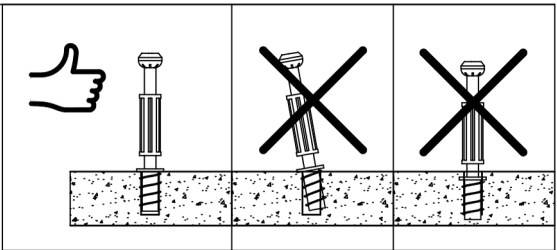
<h1>1</h1>	<p>0110601 x1</p>  <p>0.98x1.77x0.59" 25x45x15 mm</p>	<p>0120209 x3</p>  <p>Ø0.31x1.18" Ø8x30 mm</p>	<p>0125215 x1</p>  <p>Ø0.12x0.47" Ø3x12 mm</p>			
------------	--	---	---	--	---	--

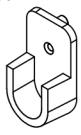
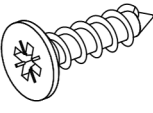
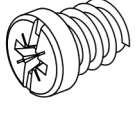
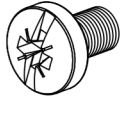
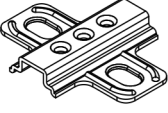
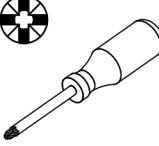
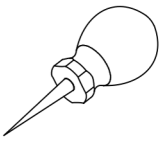


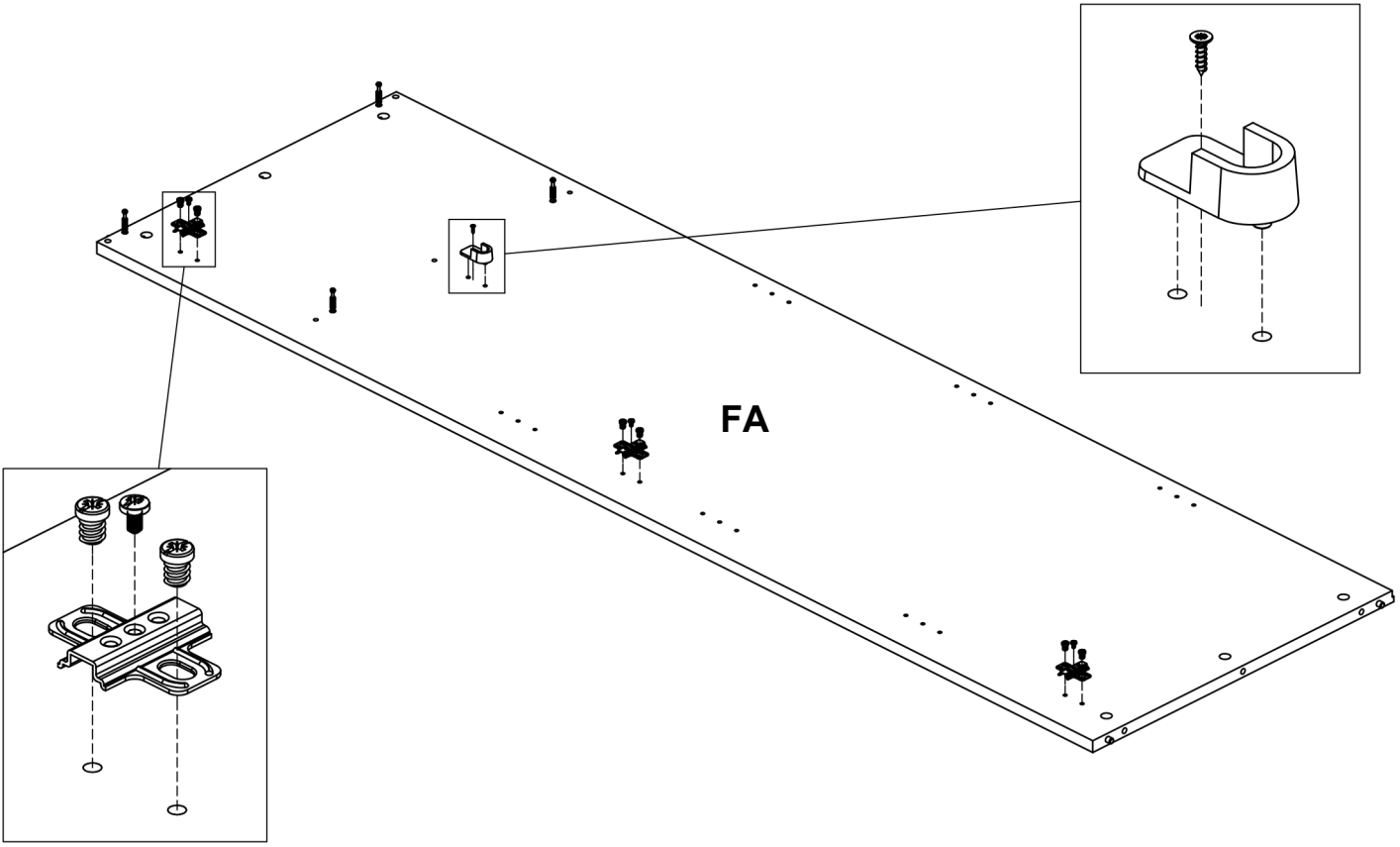
2	0120209 x4	
	 Ø0.31x1.18" Ø8x30 mm	

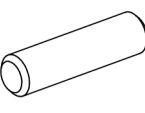



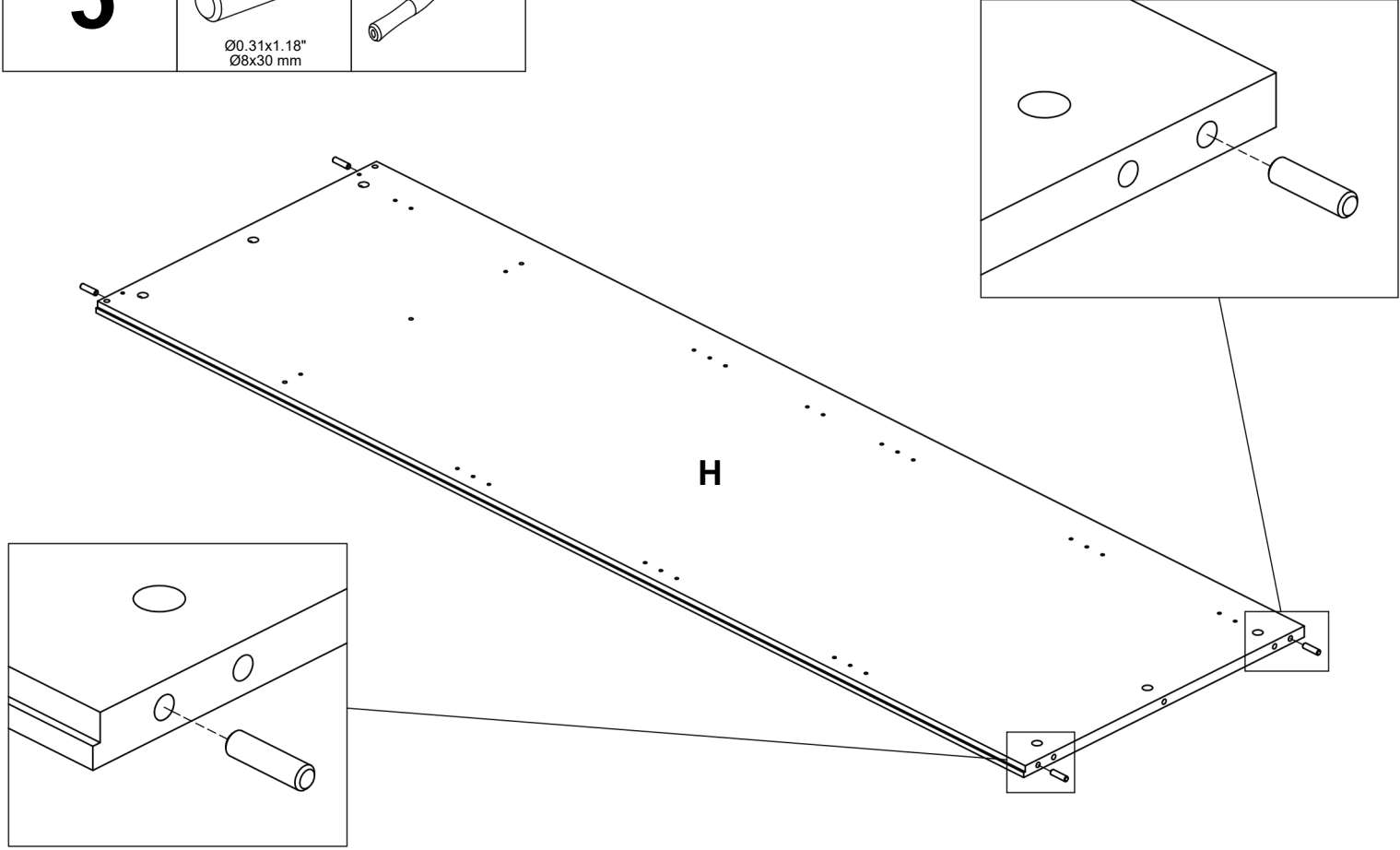
3	0131513 x4	
	 Ø0.30x1.73/1.34" Ø7.5x44/34 mm	



<h1>4</h1>	<p>0110601 x1</p>  <p>0.98x1.77x0.59" 25x45x15 mm</p>	<p>0125215 x1</p>  <p>Ø0.12x0.47" Ø3x12 mm</p>	<p>0126071 x6</p>  <p>Ø0.27x0.31" Ø6.9x8 mm</p>	<p>0126211 x3</p>  <p>M4x0.28" M4x7 mm</p>	<p>0150490 x3</p>  <p>2.01x1.57x0.28" 51x40x7 mm</p>		
------------	--	---	--	---	--	--	--



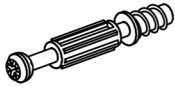
<h1>5</h1>	<p>0120209 x4</p>  <p>Ø0.31x1.18" Ø8x30 mm</p>	
------------	--	---



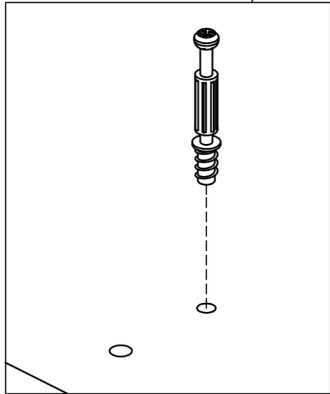
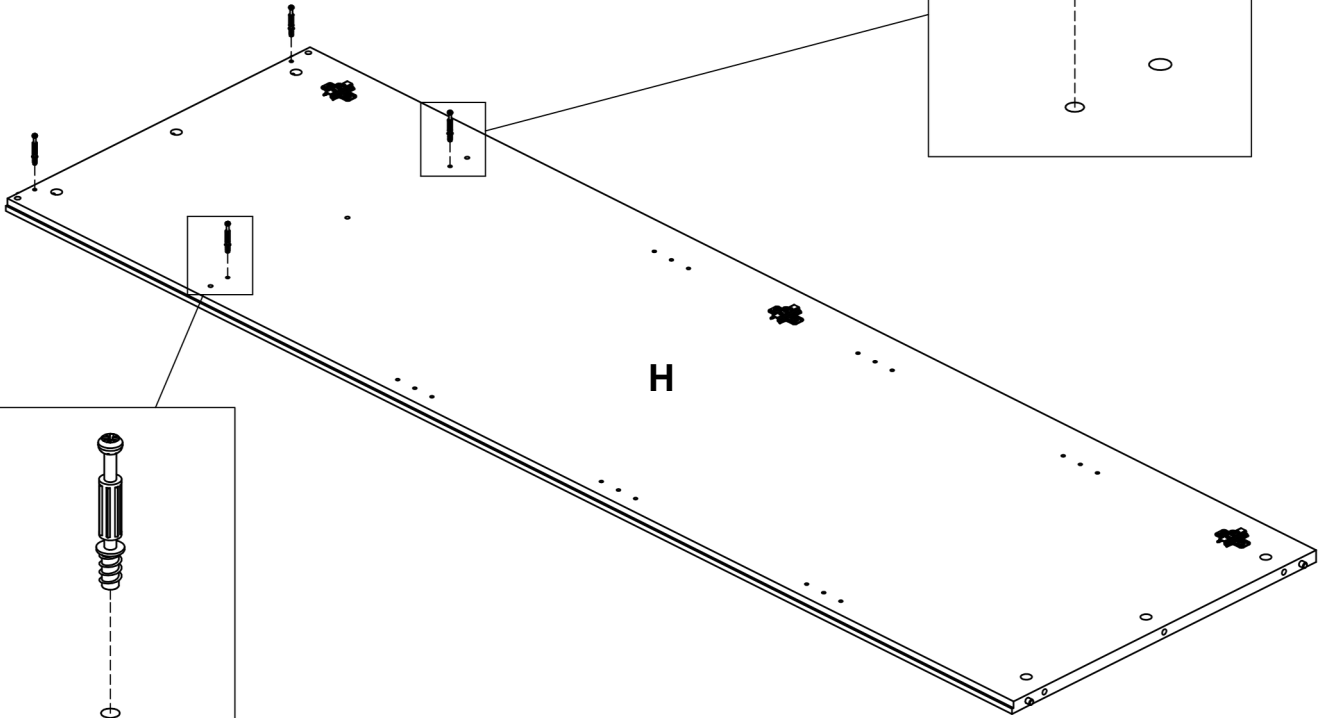
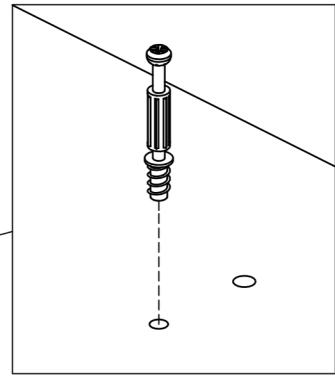
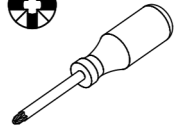
6

0131513

x4



Ø0.30x1.73/1.34"
Ø7,5x44/34 mm



7

0126071

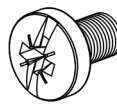
x6



Ø0.27x0.31"
Ø6,9x8 mm

0126211

x3



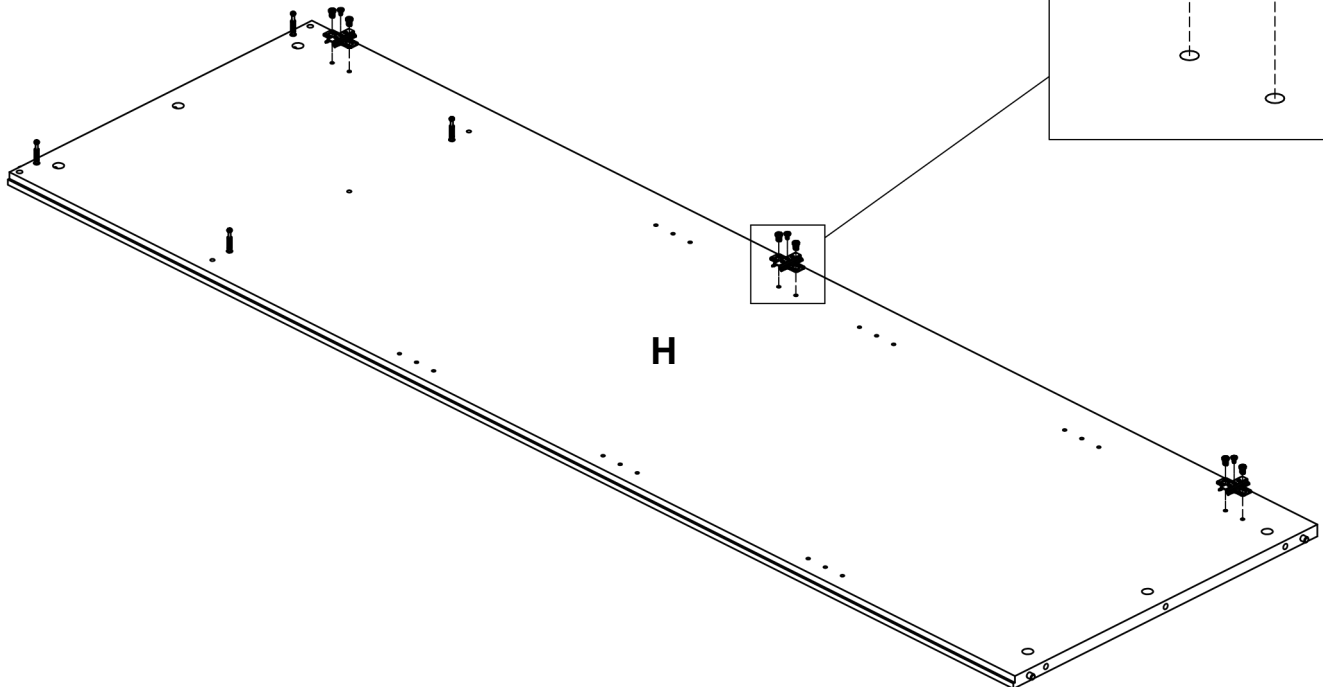
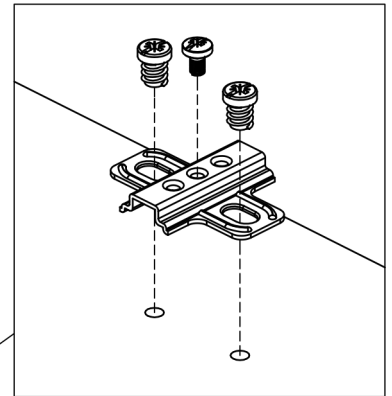
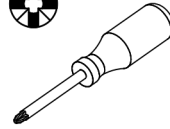
M4x0.28"
M4x7 mm

0150490

x3



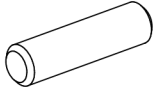
2.01x1.57x0.28"
51x40x7 mm



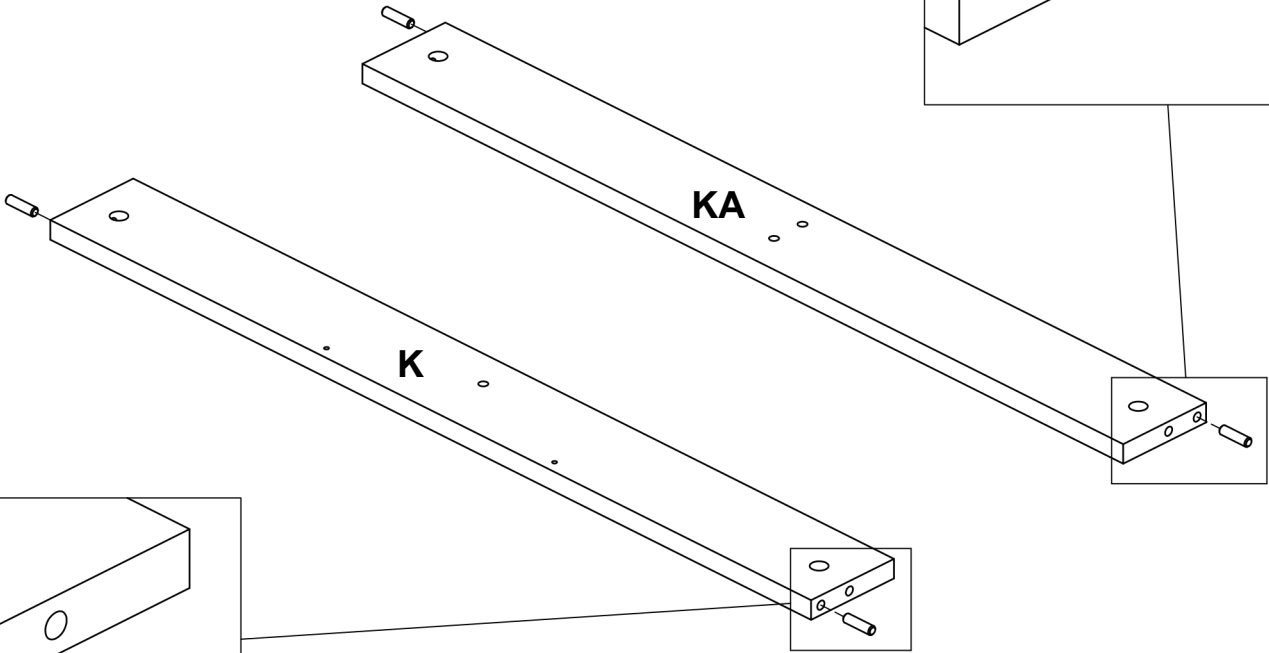
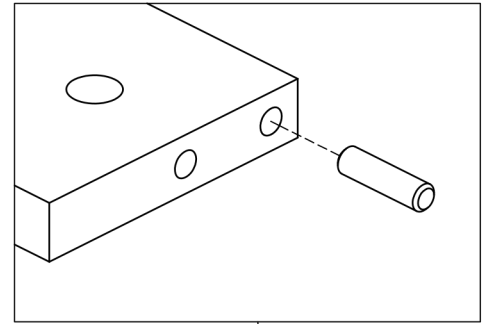

8

0120209

x4



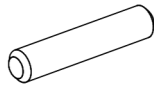
Ø0.31x1.18"
Ø8x30 mm



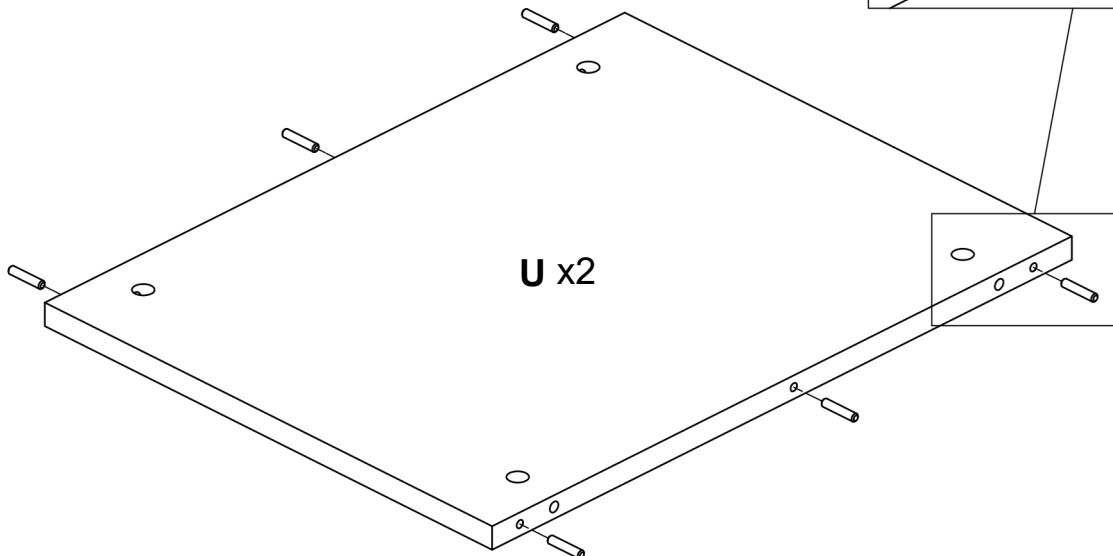
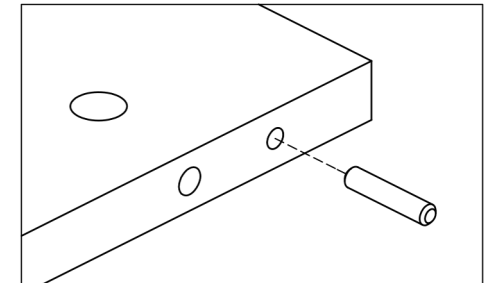

9

0120205

x12



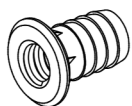
Ø0.24x1.18"
Ø6x30 mm



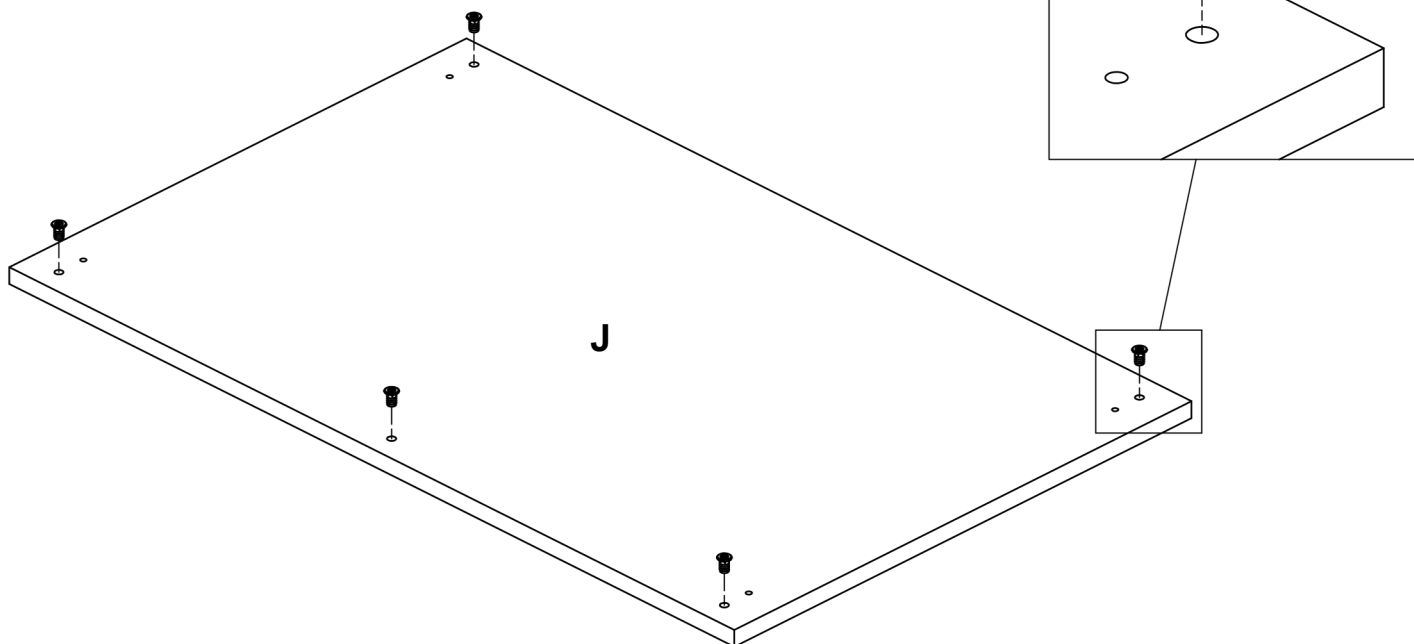

10

0122005

x5




Ø0.55/Ø0.35x0.61"
Ø14/Ø9x15.5 mm



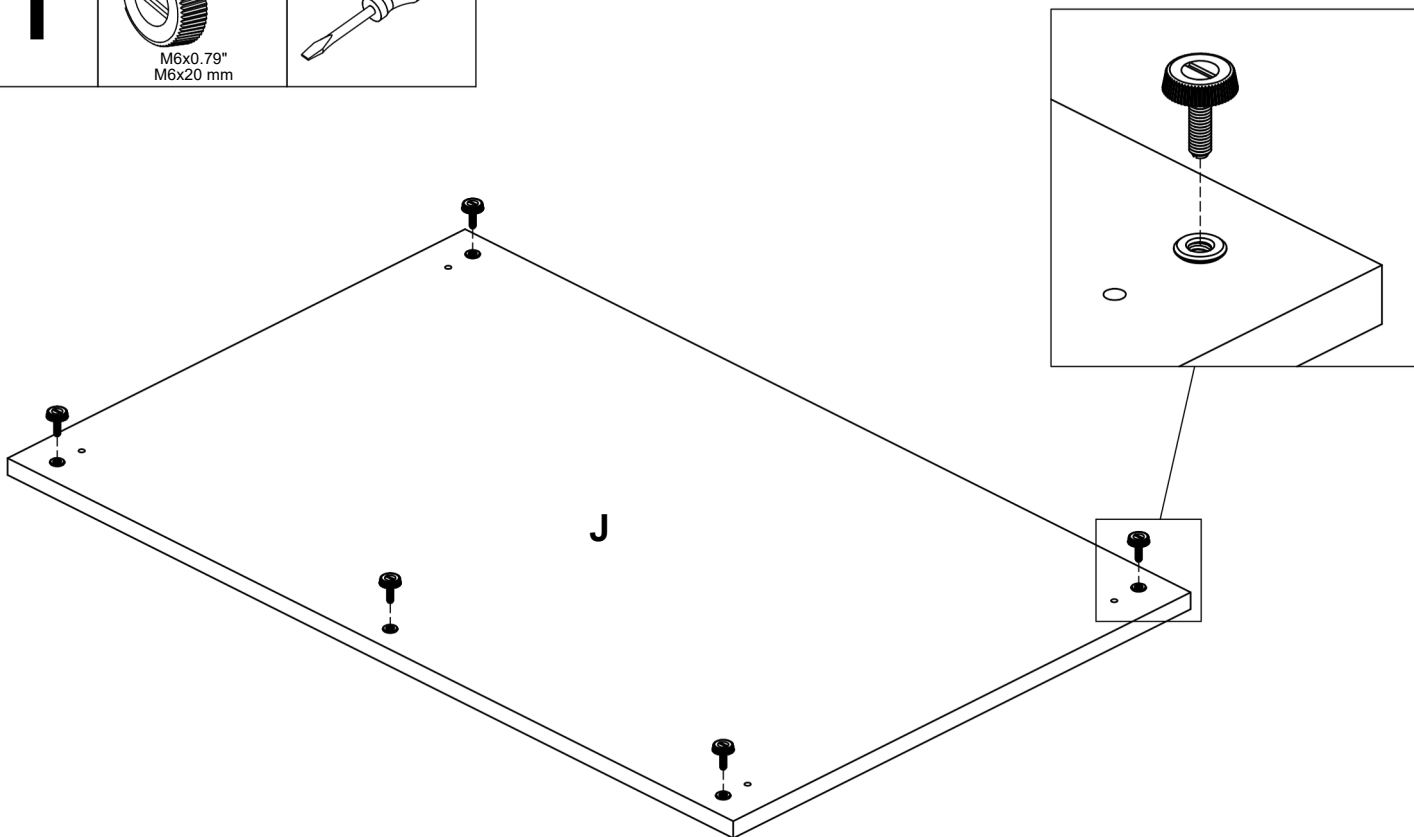
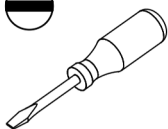
11

0162403

x5



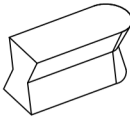
M6x0.79"
M6x20 mm



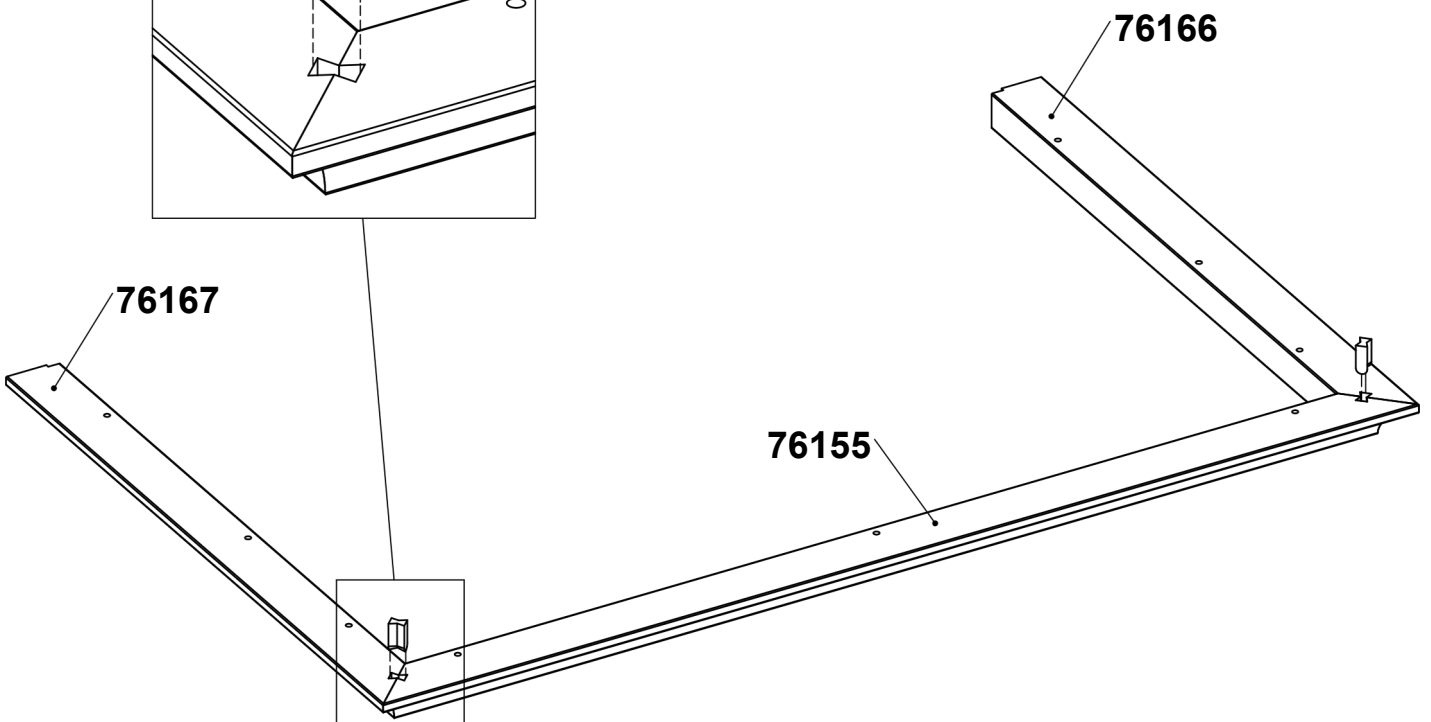
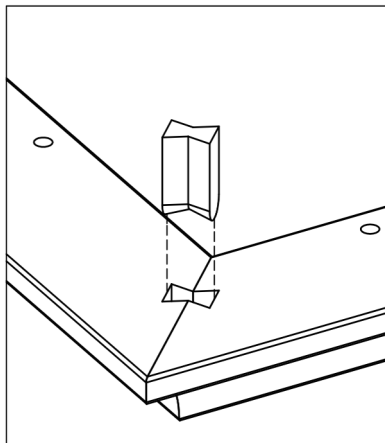
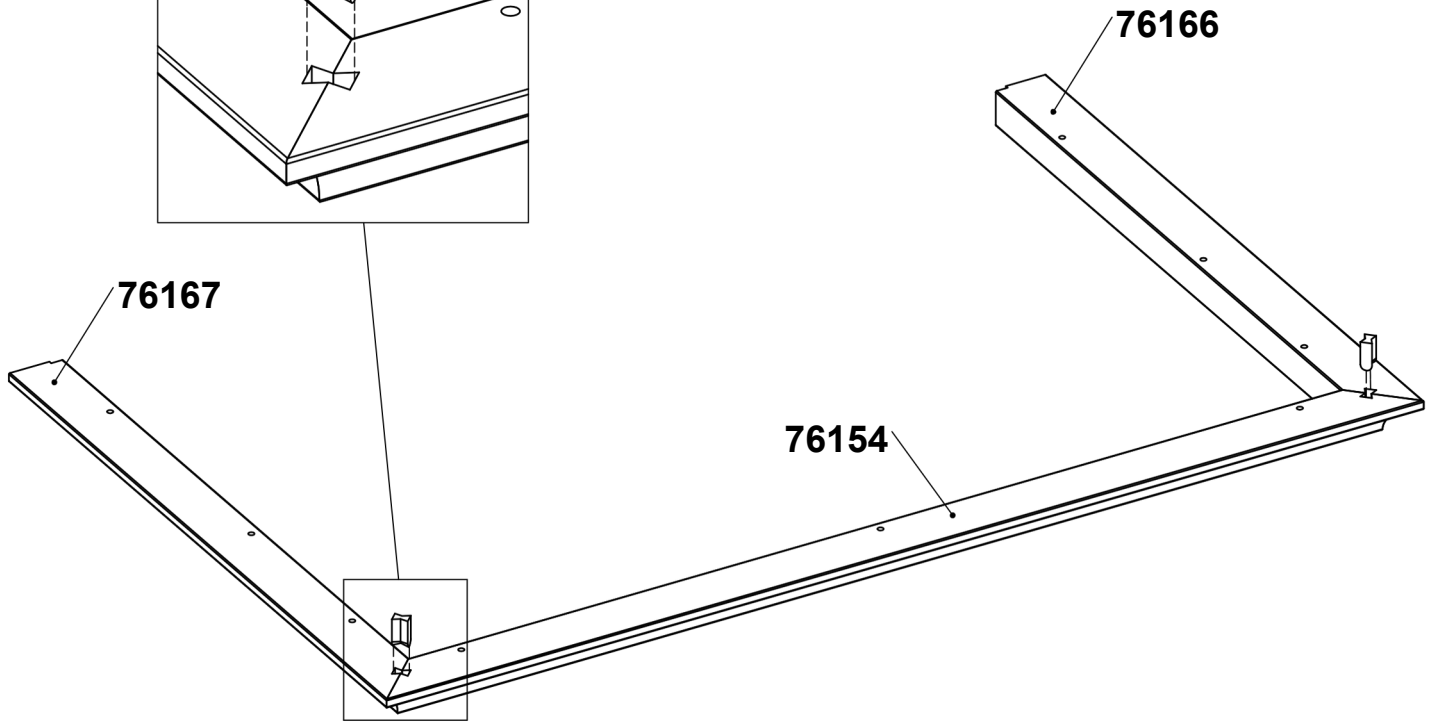
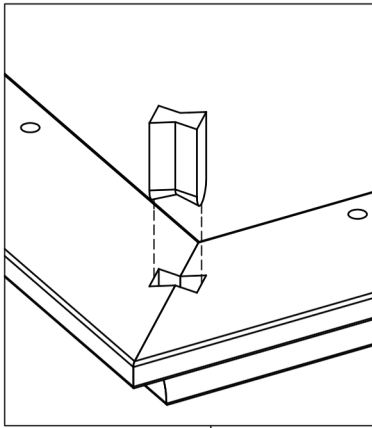

12

0133203

x4



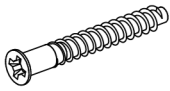
1x0.37x0.51"
25,4x9,5x13 mm



13

0125604

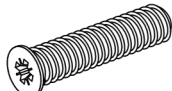
x15



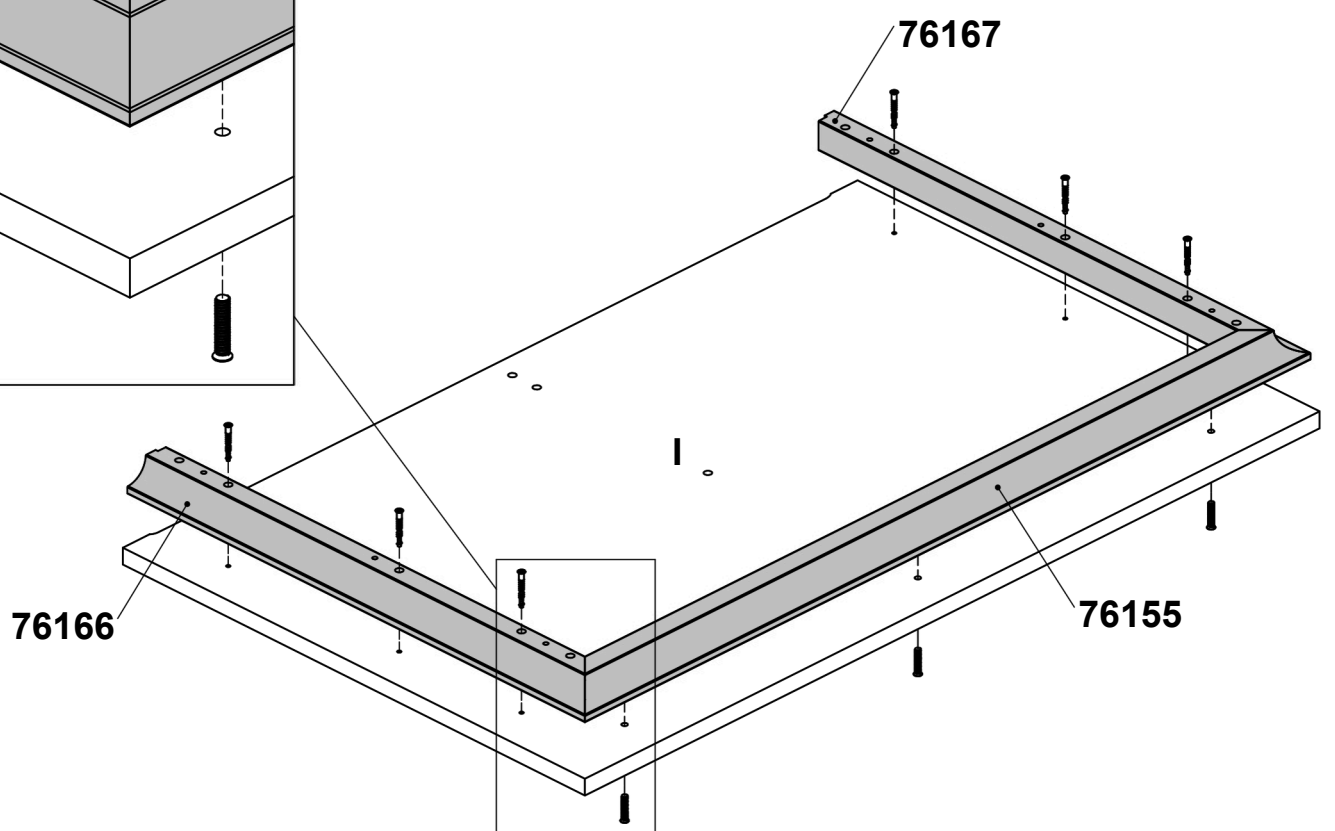
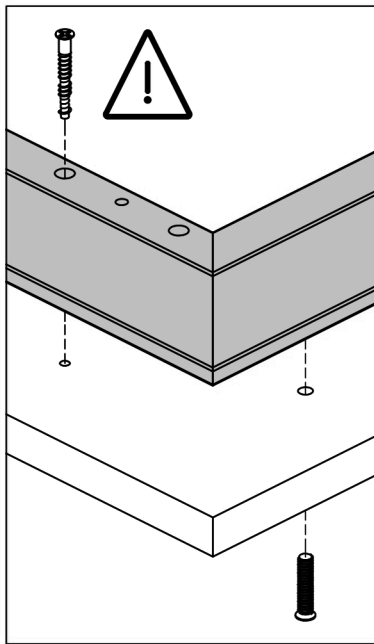
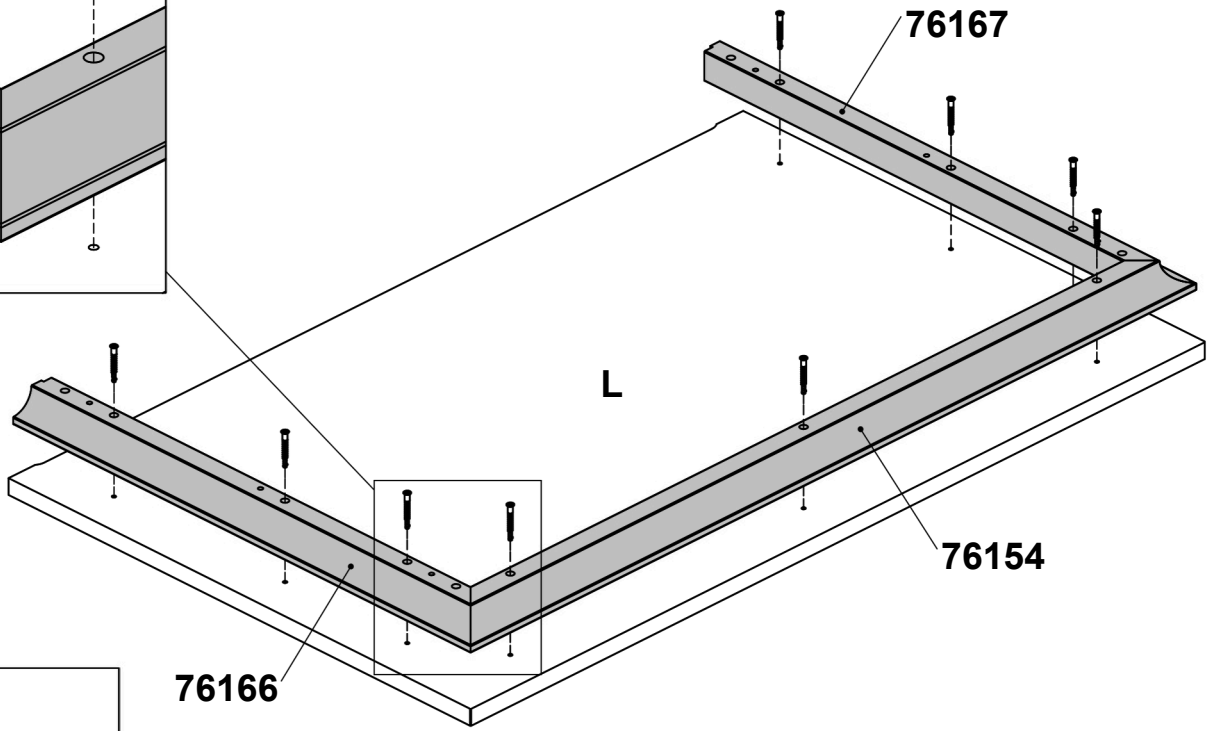
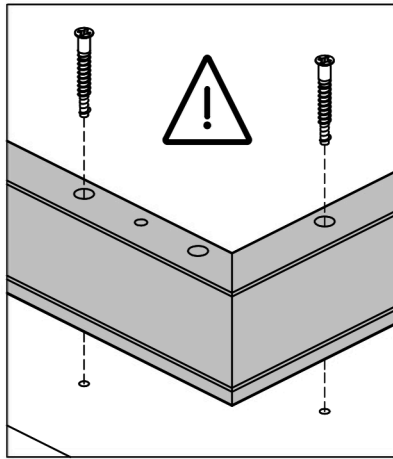
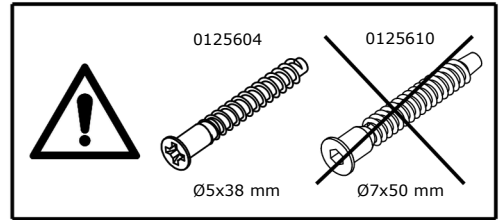
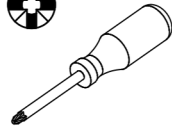
Ø0.2x1.5"
Ø5x38 mm

0126033

x3



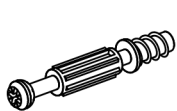
Ø0.25x1.06"
Ø6.3x27 mm



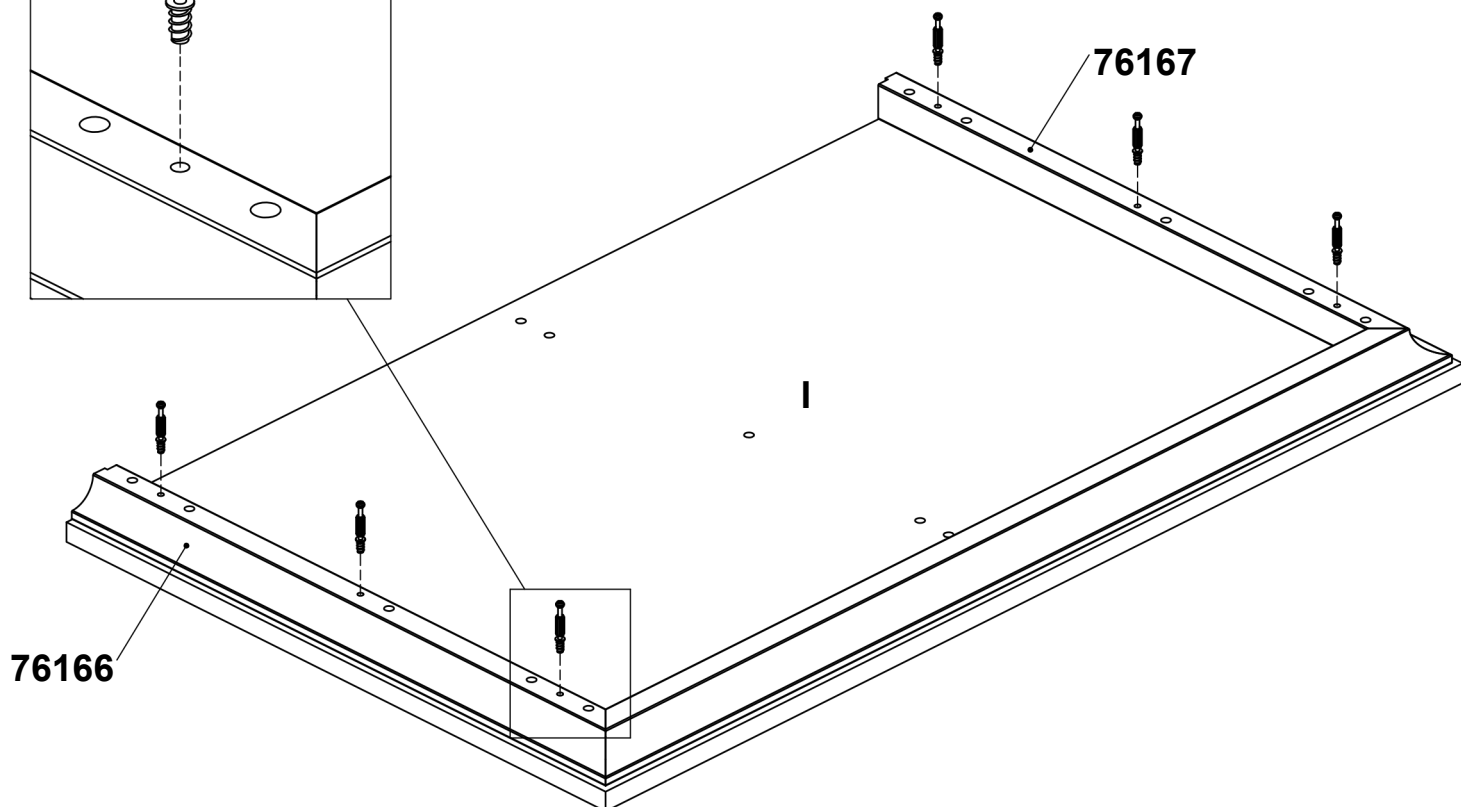
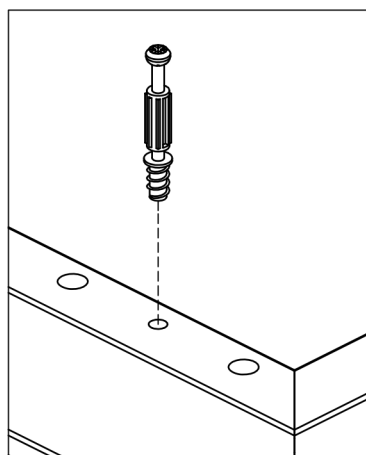
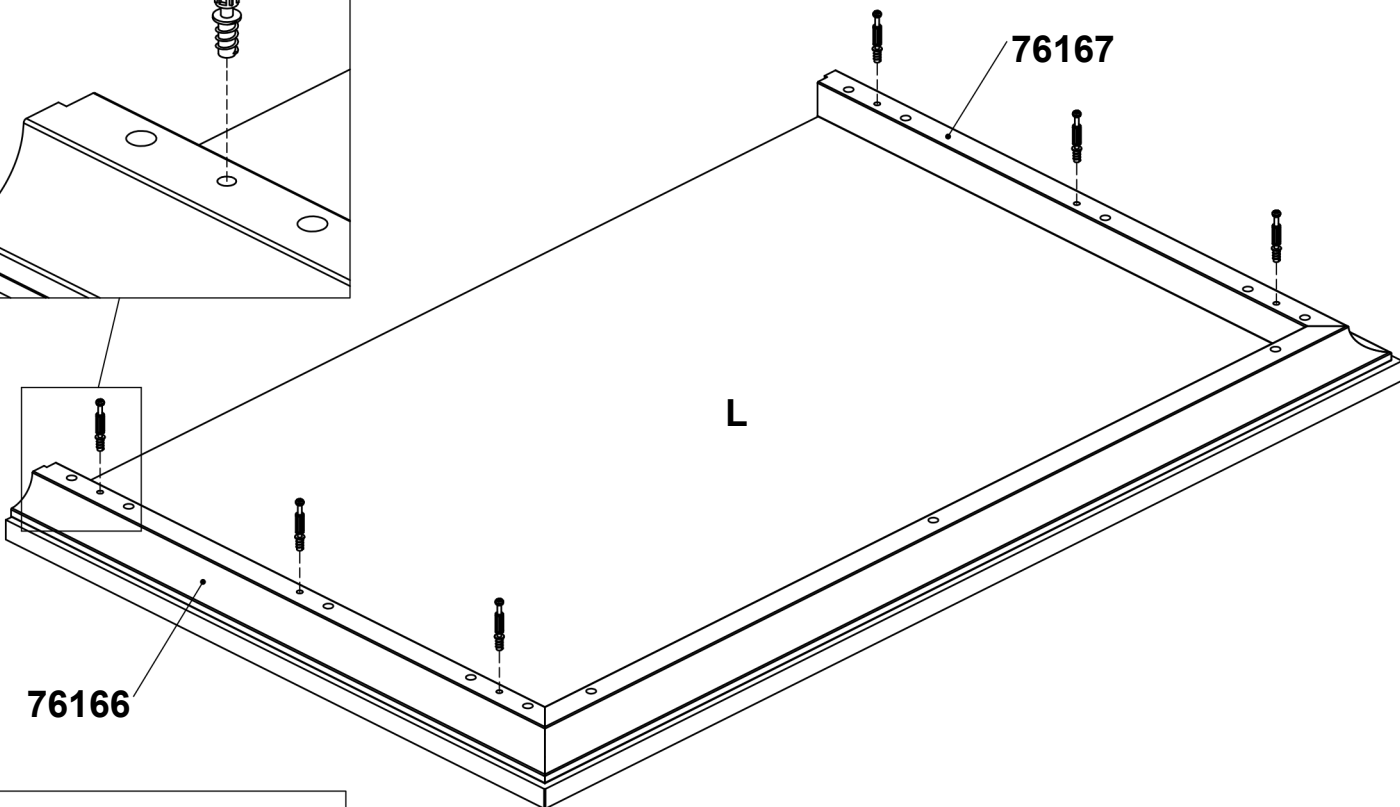
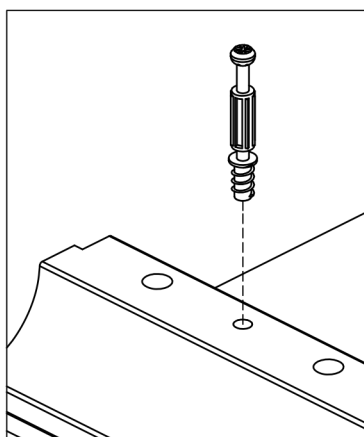
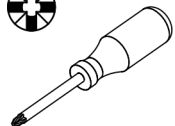
14

0131513

x12



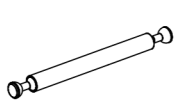
Ø0.30x1.73/1.34"
Ø7,5x44/34 mm



15

0131412

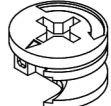
x2



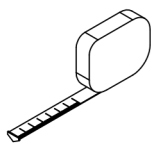
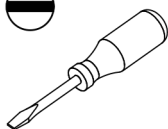
Ø0.28x3.35"
Ø7x85 mm

0131687

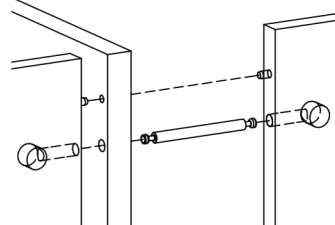
x4



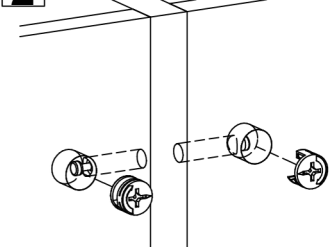
Ø0.59x0.37"
Ø15x9,5 mm



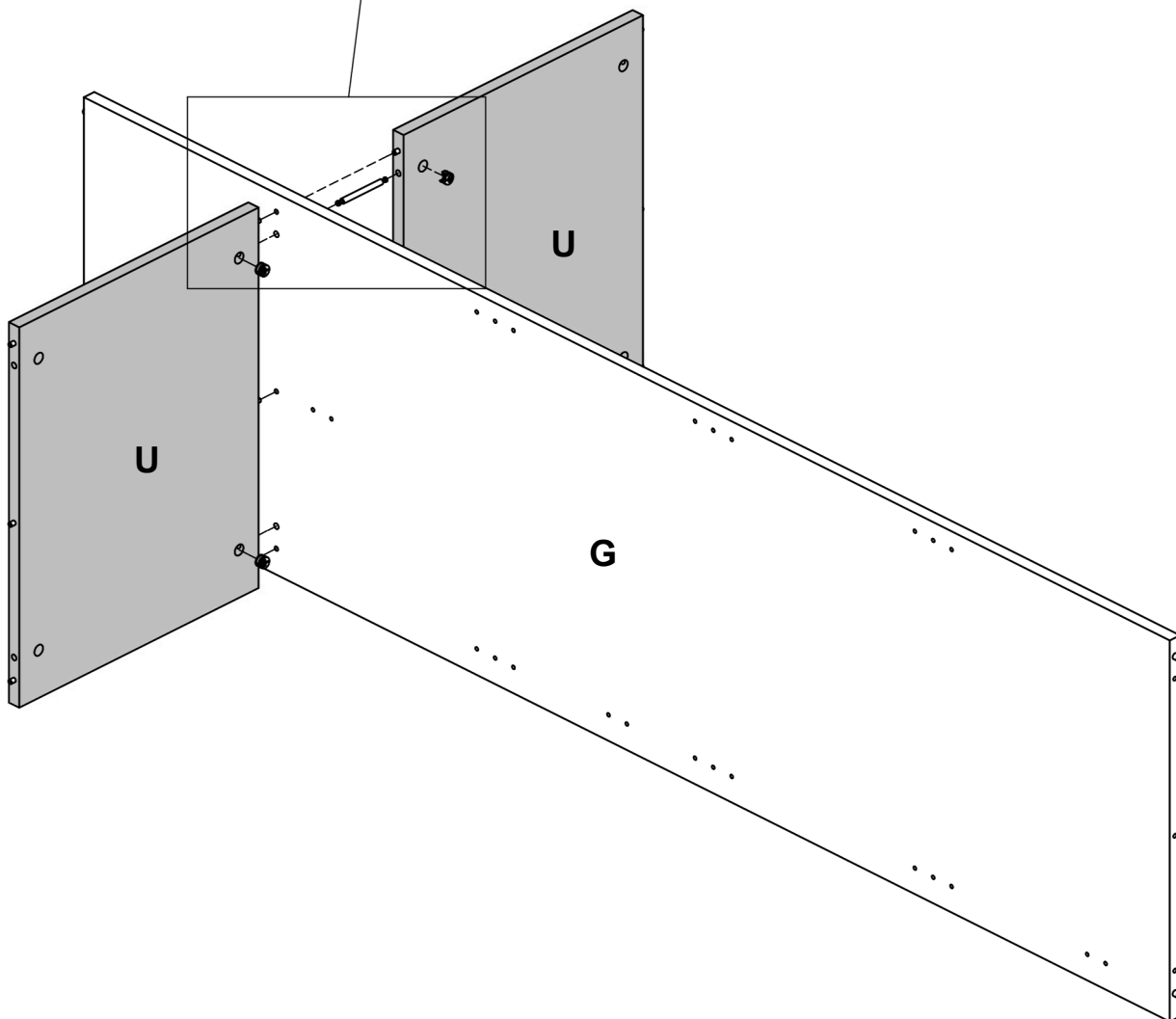
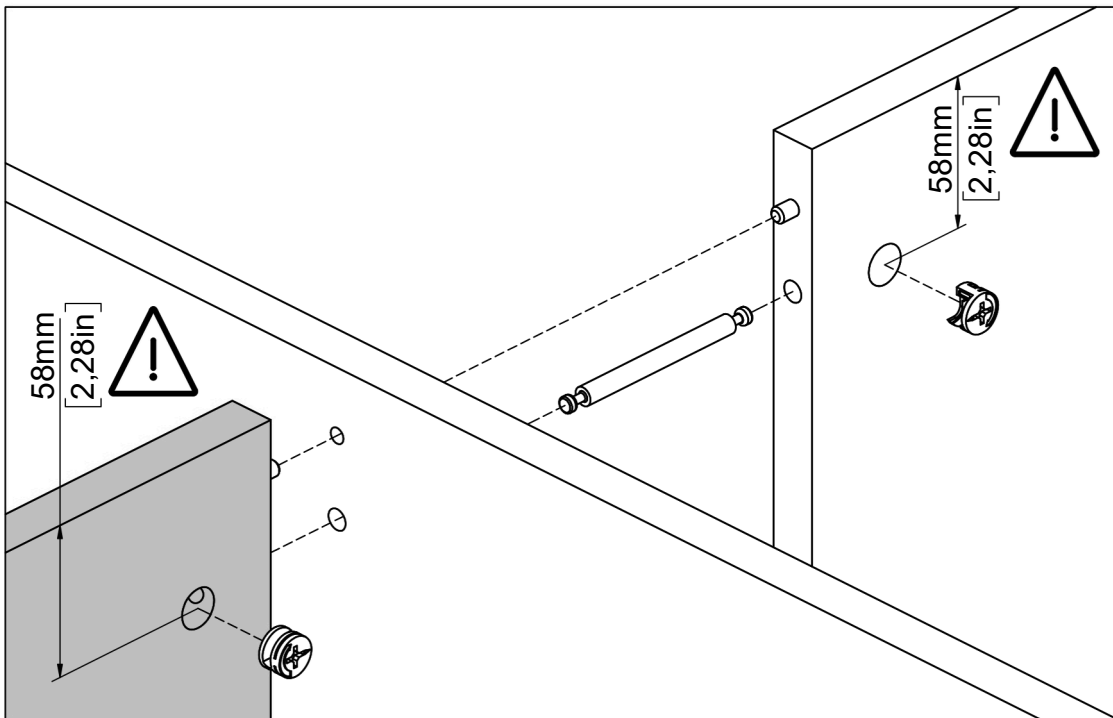

1



2



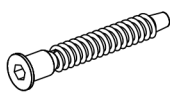
3



16

0125610

x2



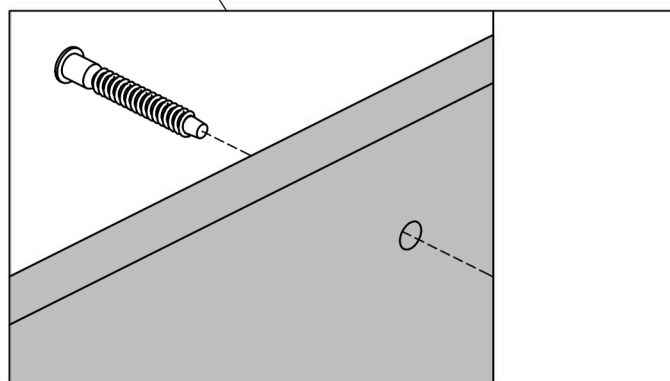

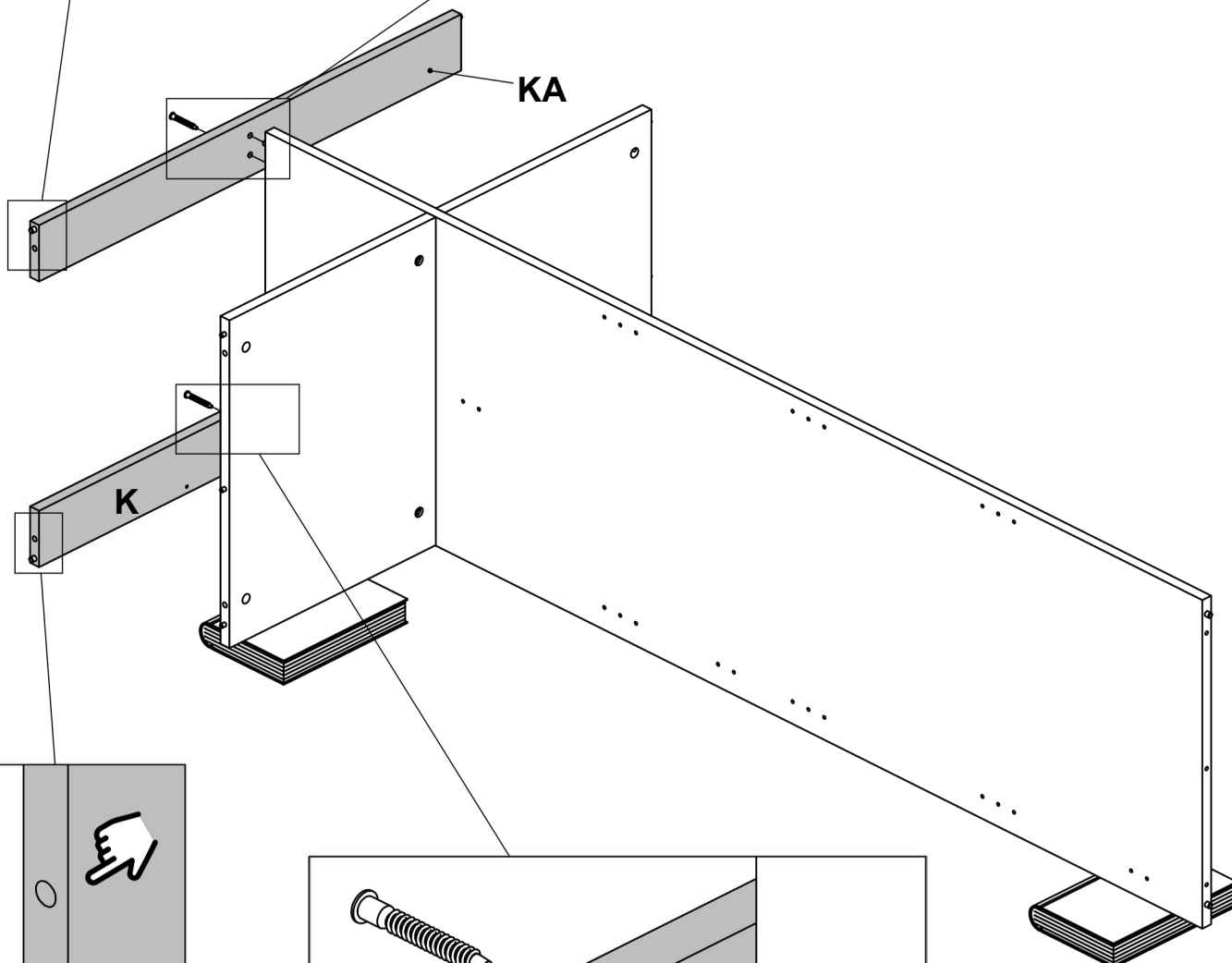
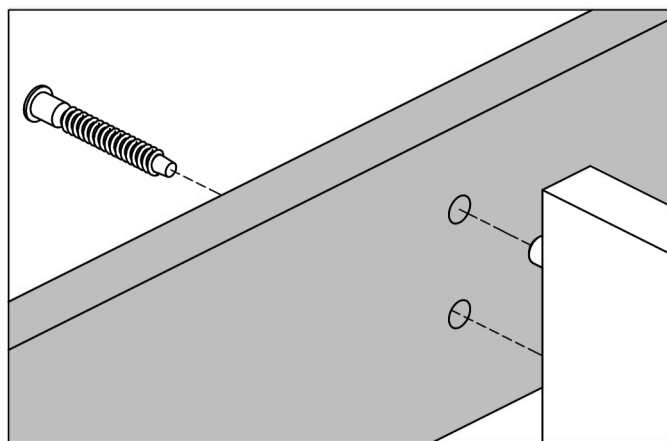

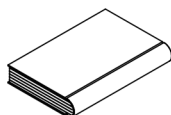
Ø0.28x1.97"
Ø7x50 mm

0197642

x1



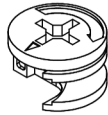
0.16x1.93x1.46"
4x49x37 mm



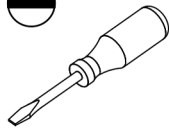
17

0131687

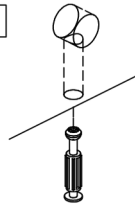
x8



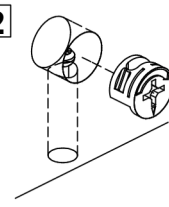
Ø0.59x0.37"
Ø15x9,5 mm



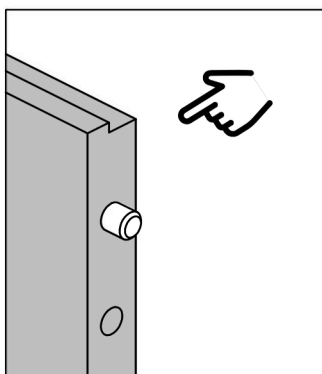
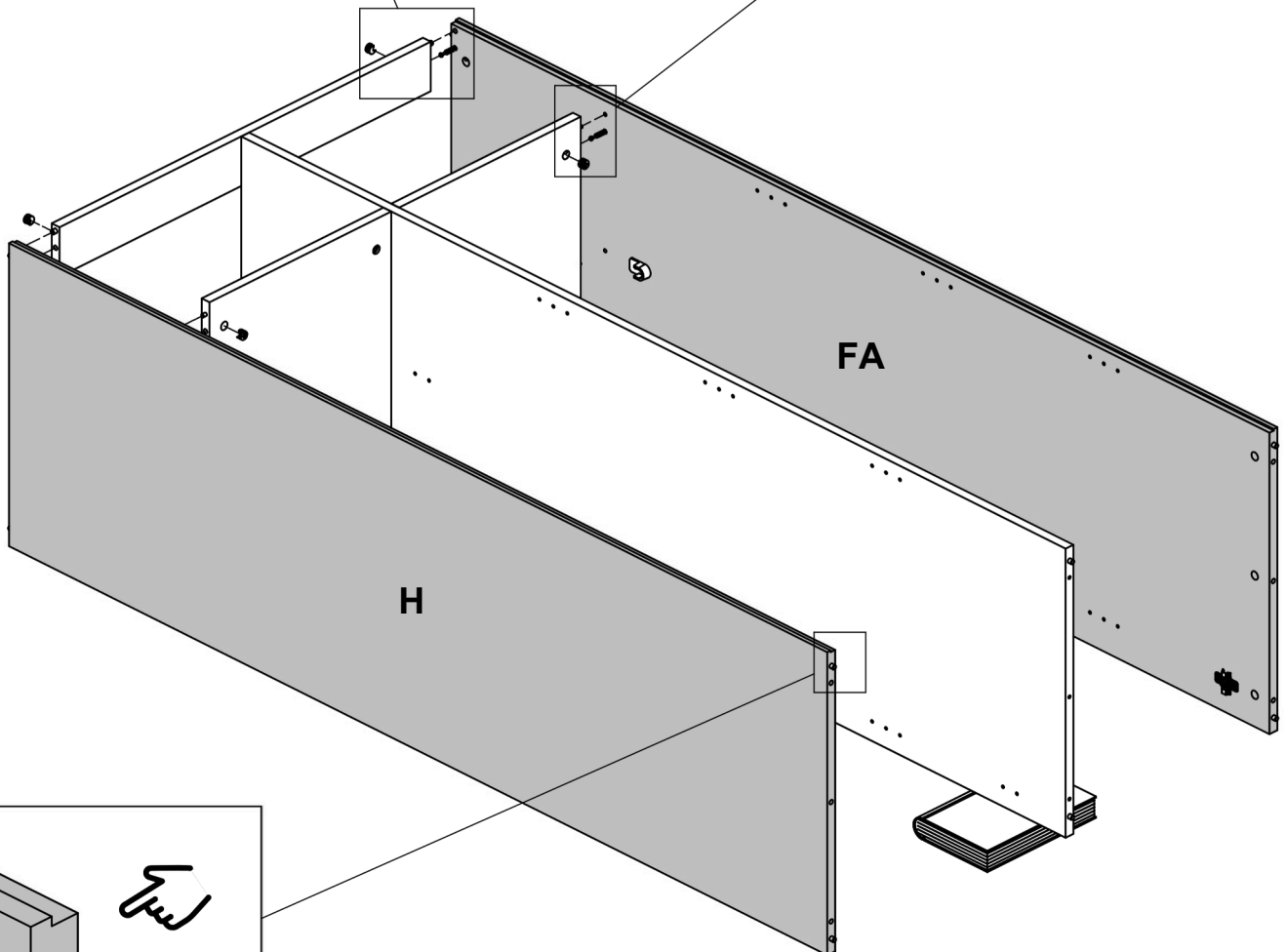

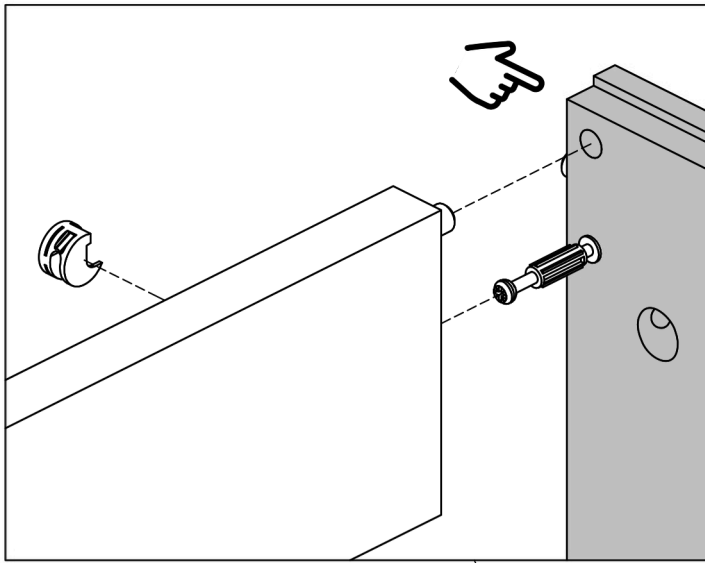

1



2



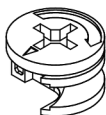
3



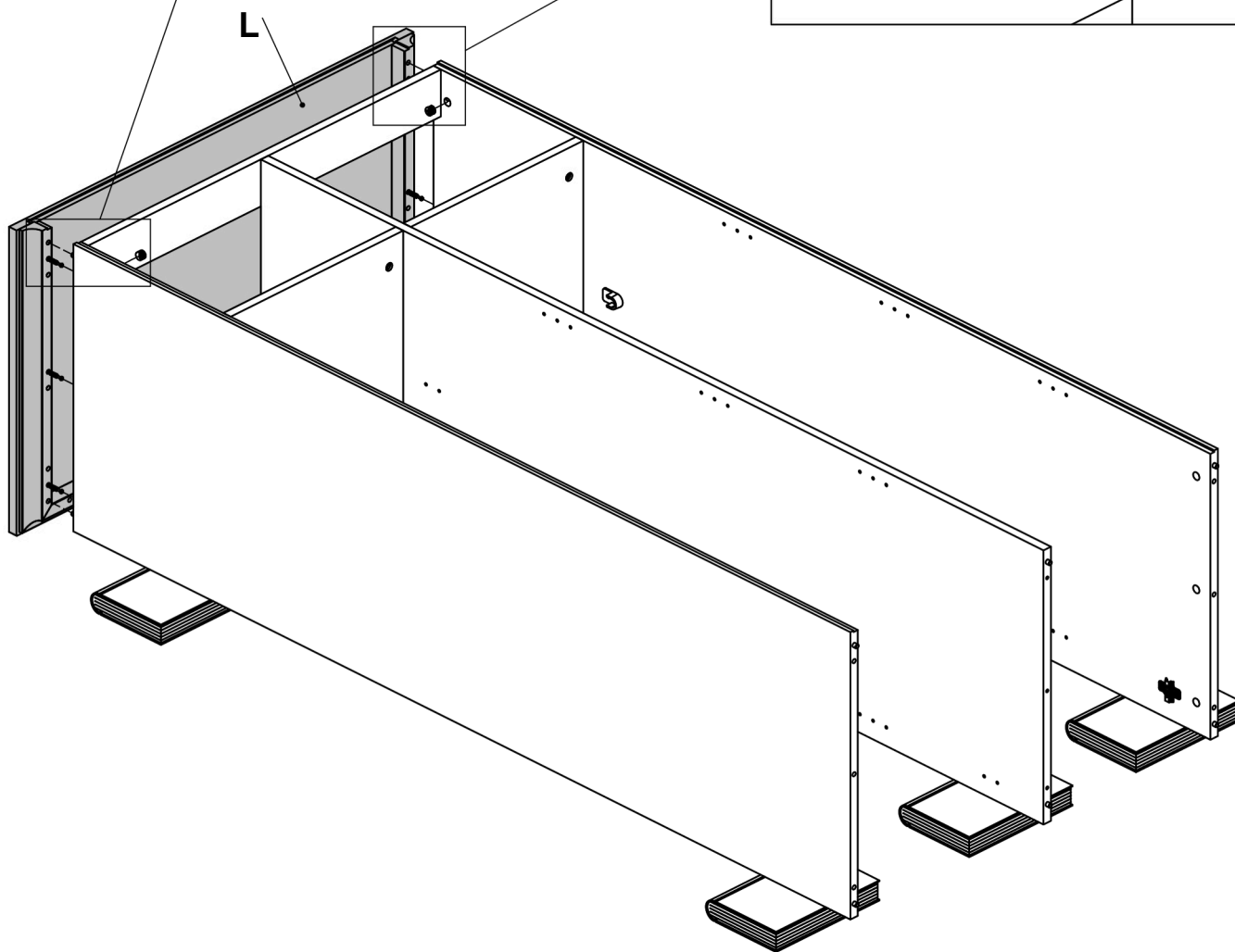
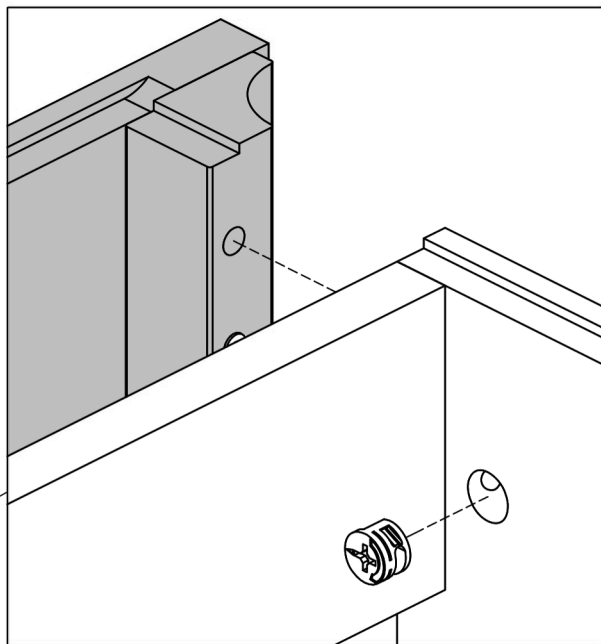
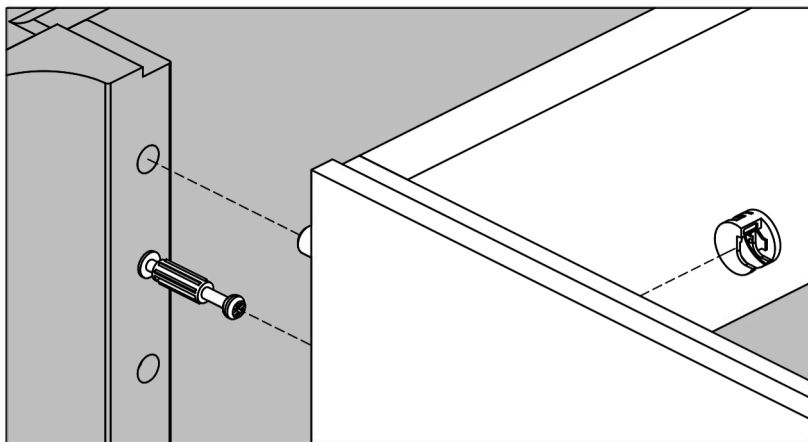
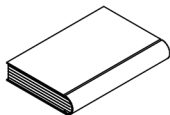
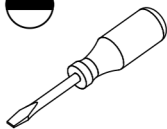
18

0131687

x6



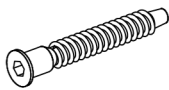
Ø0.59x0.37"
Ø15x9,5 mm



19

0125610

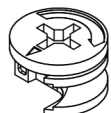
x3



Ø0.28x1.97"
Ø7x50 mm

0131687

x6



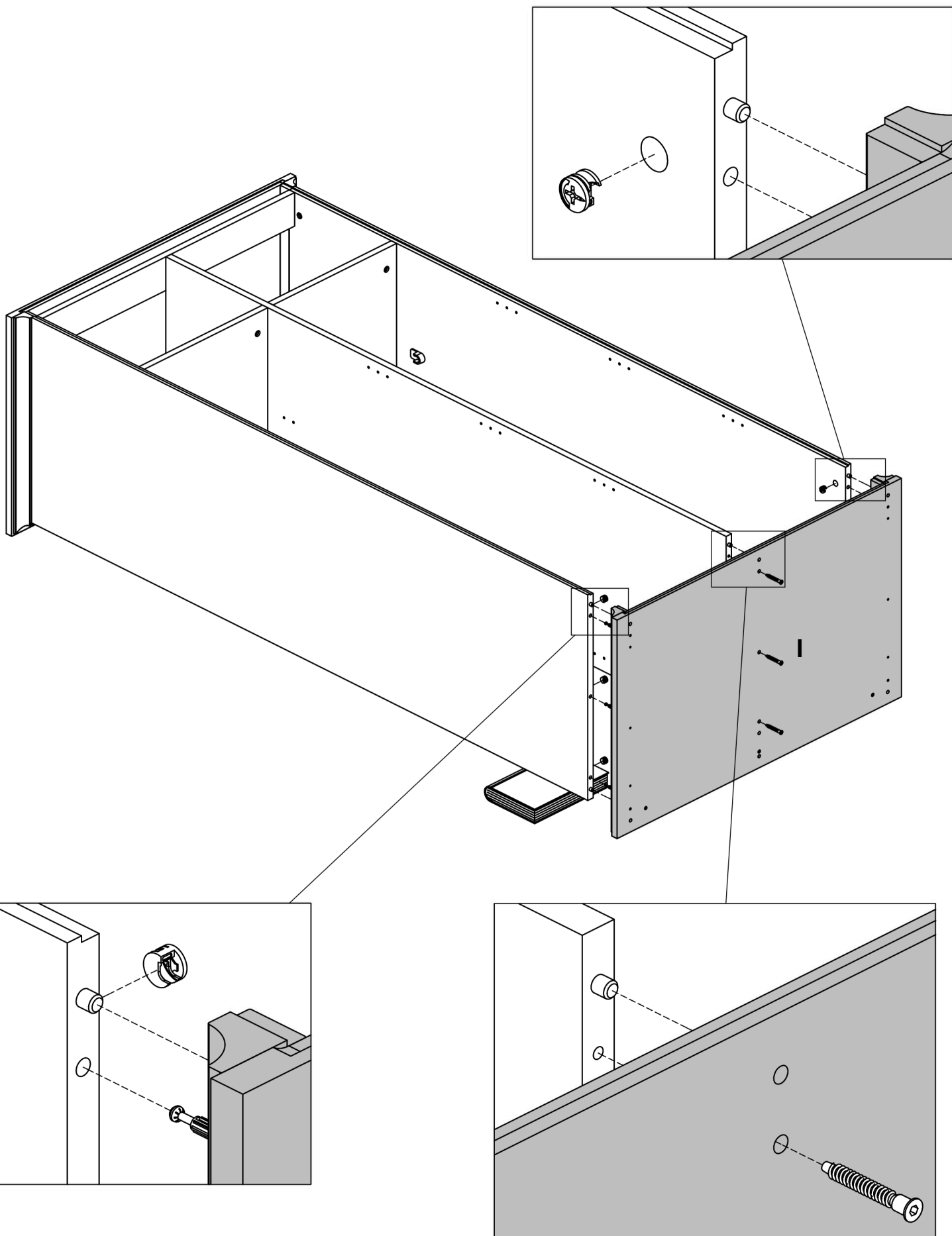
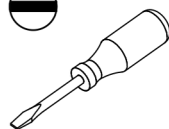
Ø0.59x0.37"
Ø15x9,5 mm

0197642

x1



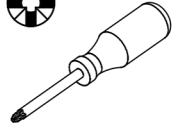
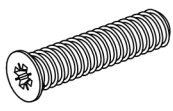
0.16x1.93x1.46"
4x49x37 mm



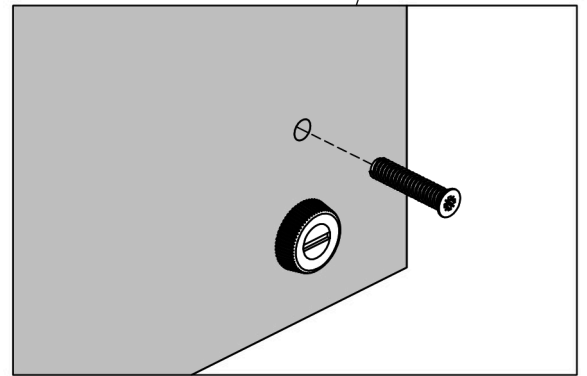
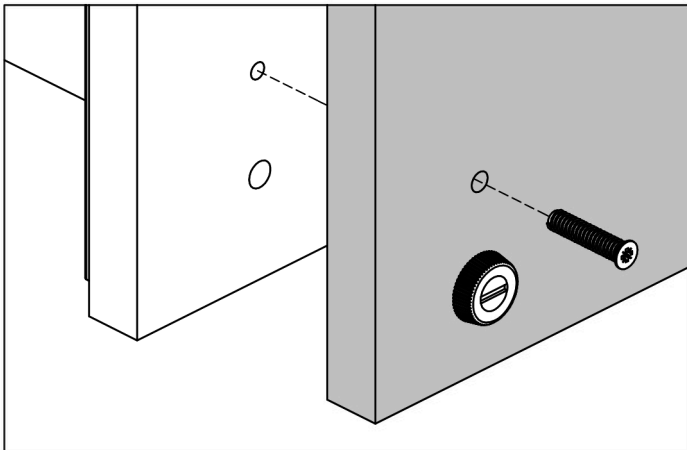
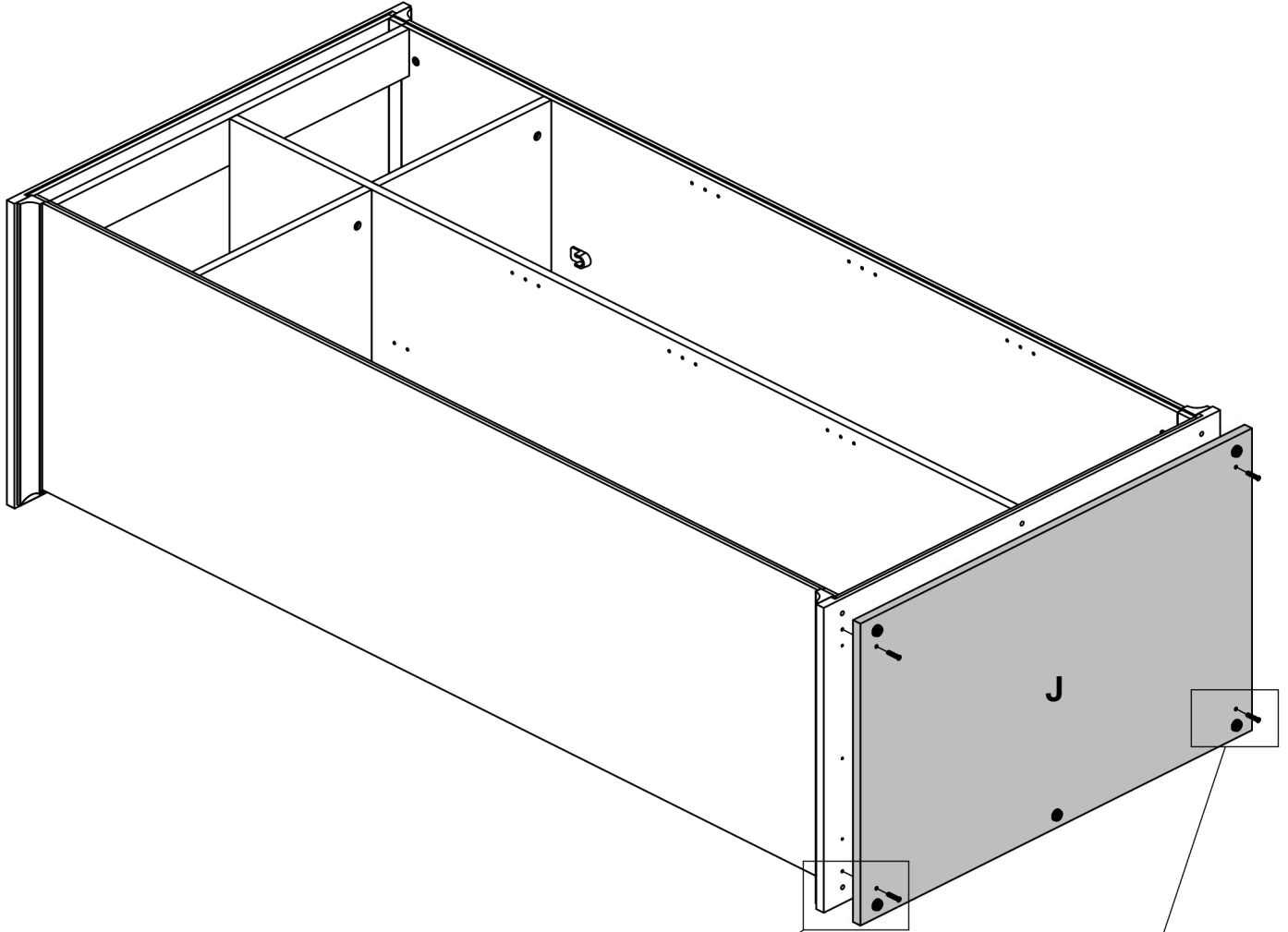
20

0126033

x4




Ø0.25x1.06"
Ø6.3x27 mm



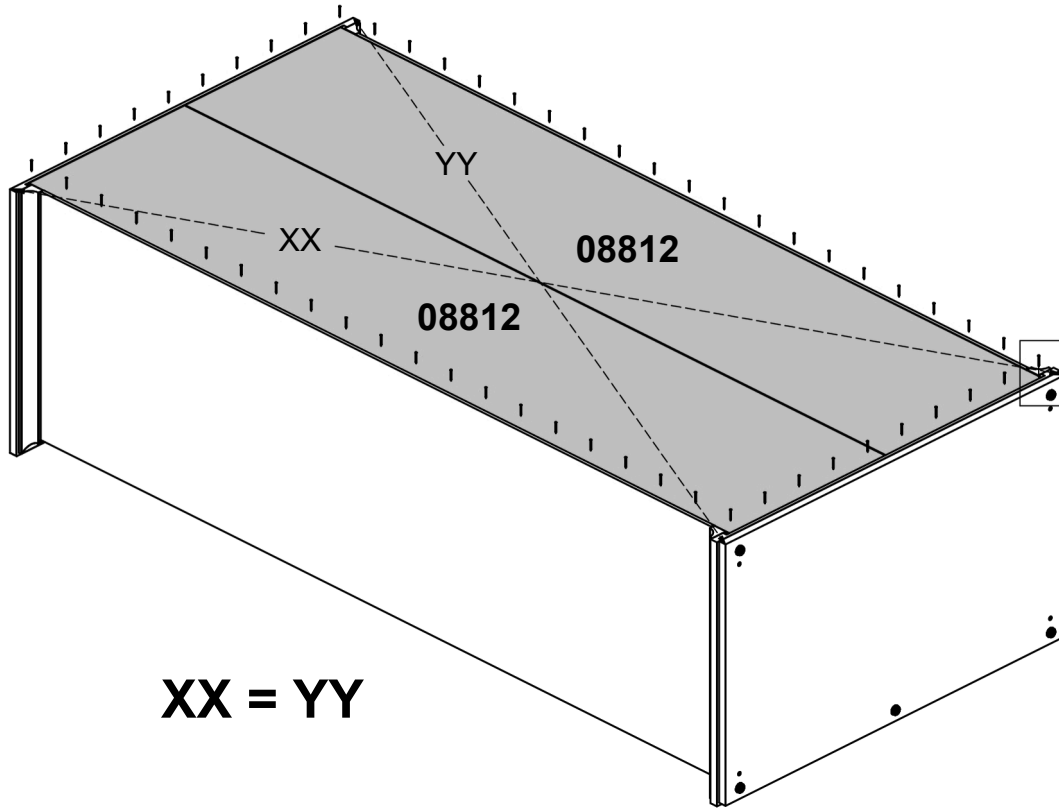
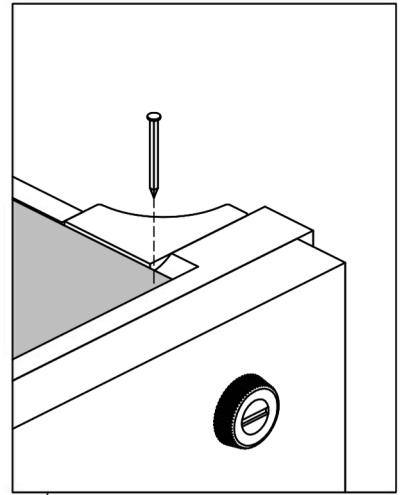
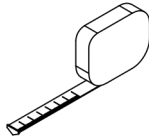

21

0123006

x2



0.06x0.98"
1,4x25 mm

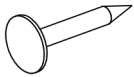


XX = YY


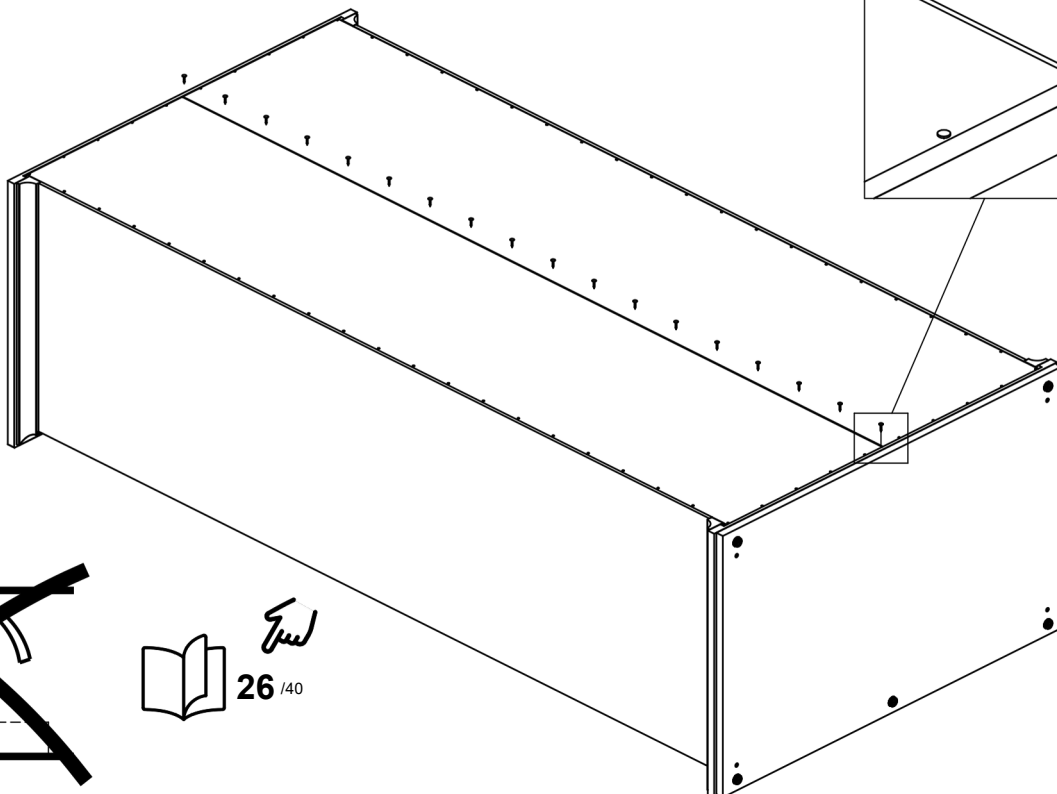
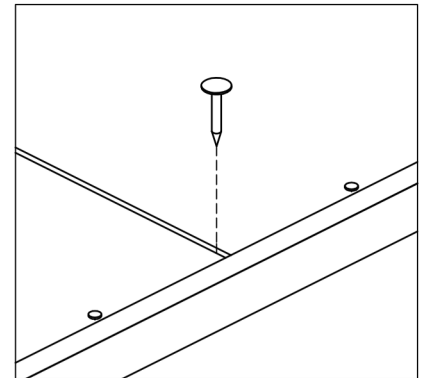

22

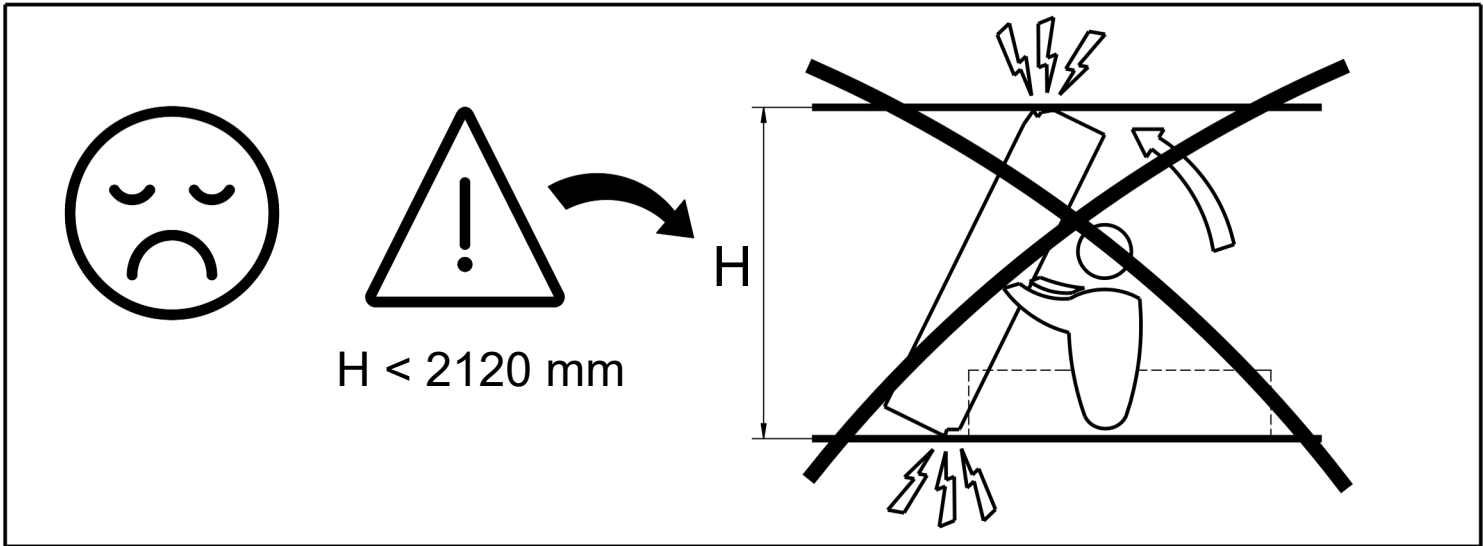
0123010


x18

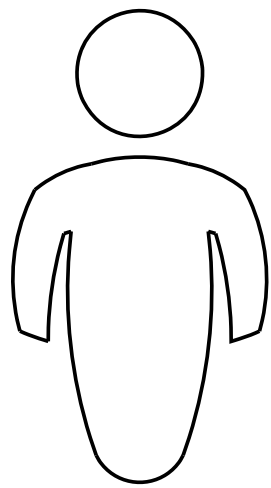
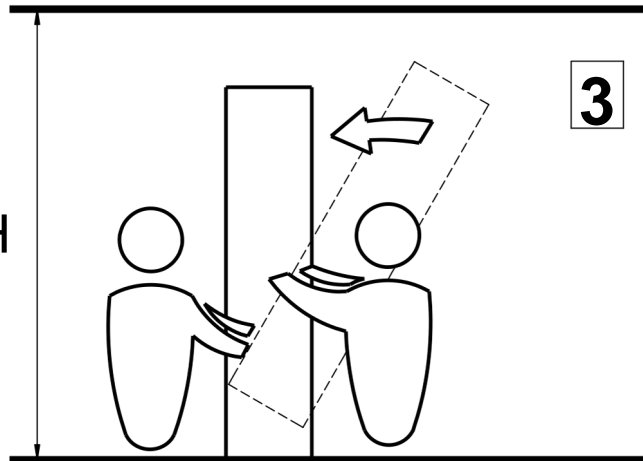
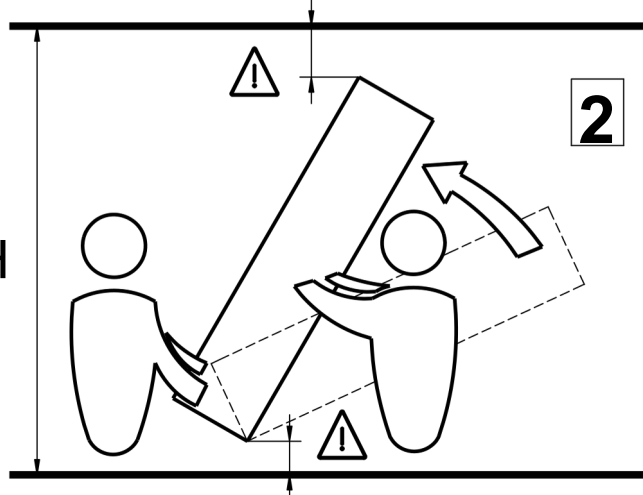
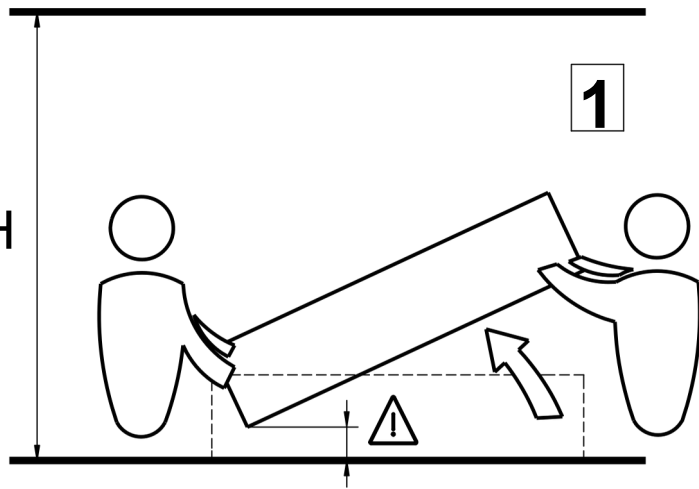


Ø0.1x0.79"
Ø2,5x20 mm






 H > 2120 mm

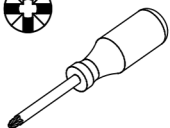
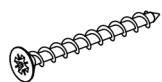


x2

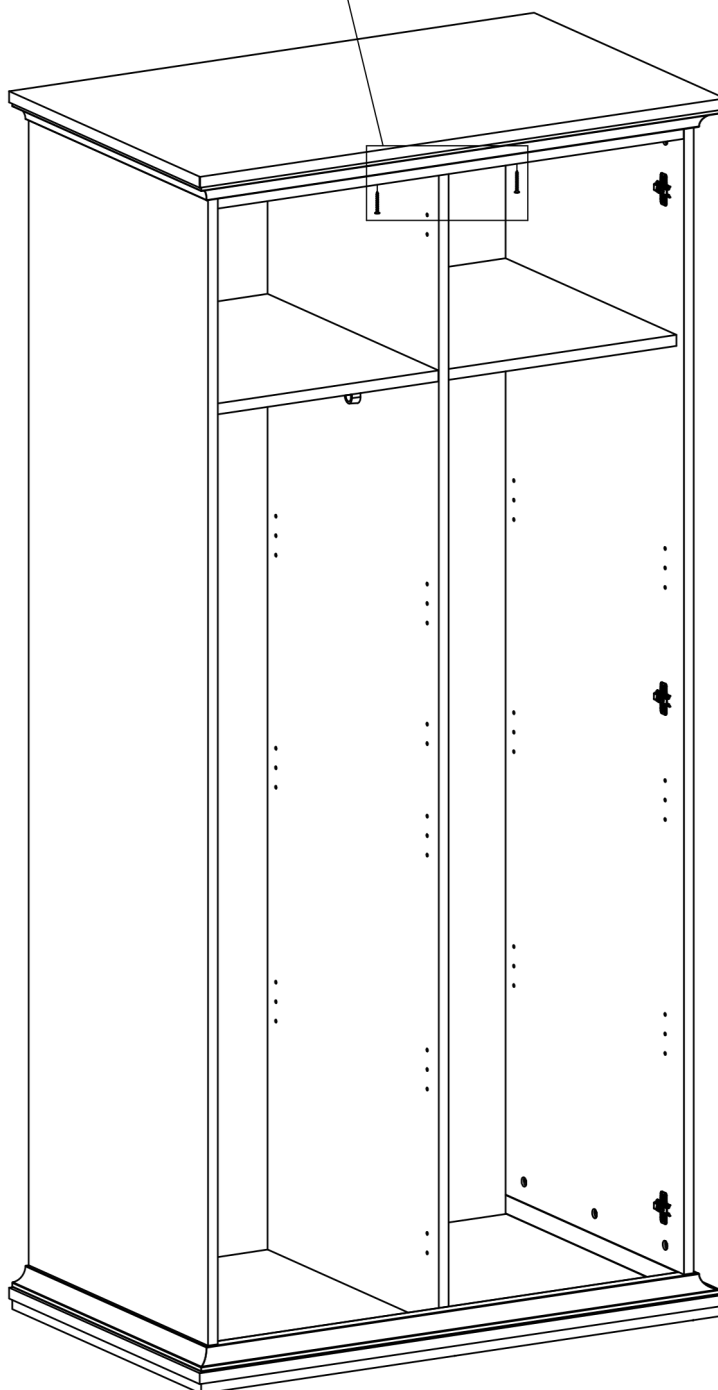
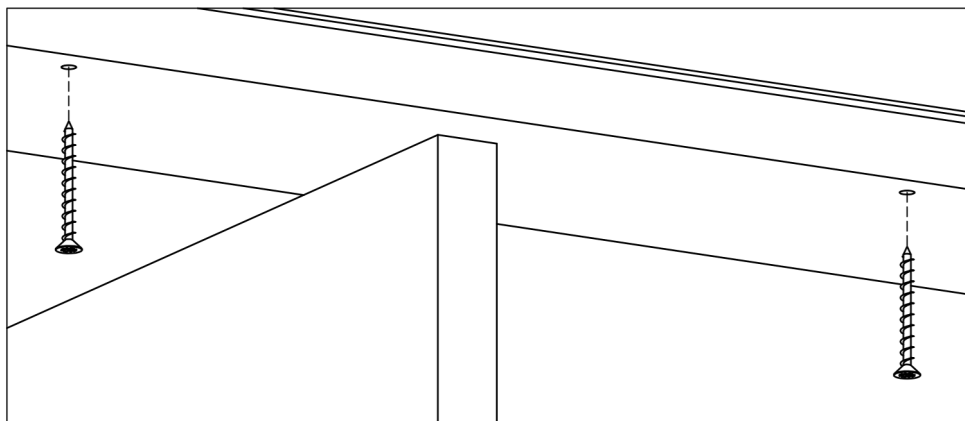
23

0125244

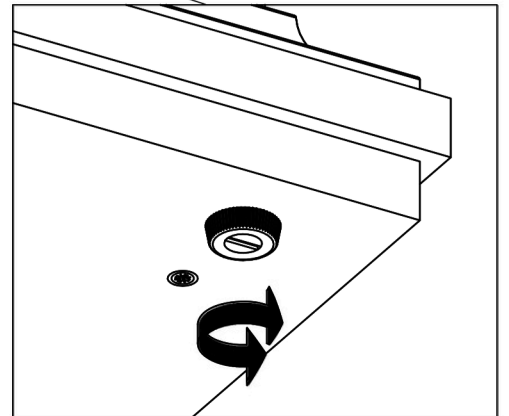
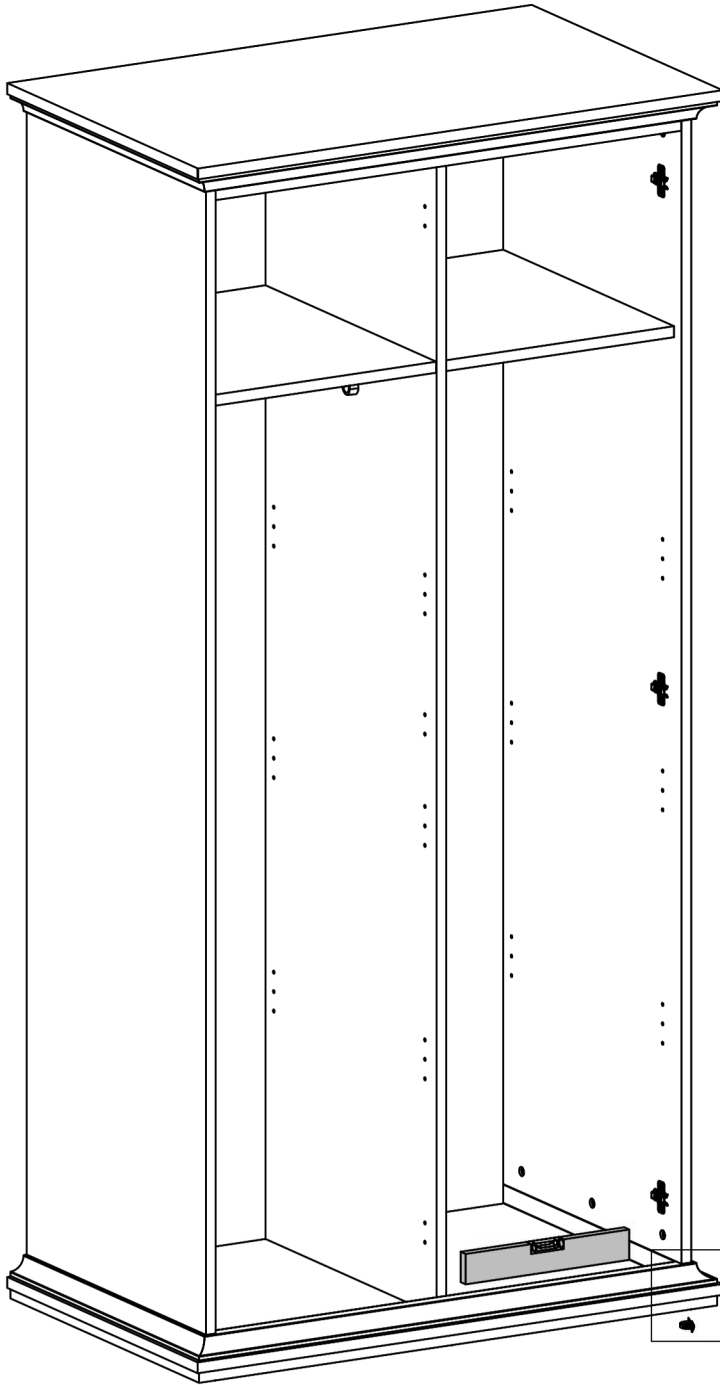
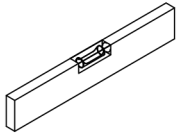
x2

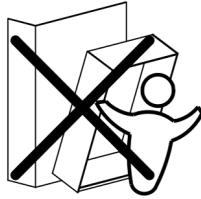
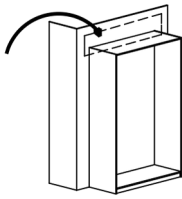


Ø0.14x1.38"
Ø3,5x35 mm



24





English (en)

IMPORTANT. The screw supplied together with the anti-topple bracket is to be used only for fixing the anti-topple bracket to the furniture. In addition to this, you will need to choose a screw or fitting which is suitable for securing the bracket to the kind of walls you have. If you are unsure about what type of screw to contact your local hardware store.

WARNING: In order to prevent overturning this furniture must be used with the wall attachment device provided. Furniture overturning poses a safety hazard.

Dansk (da)

VIGTIGT! Skruen som følger med væltesikringen er kun til at fæstne væltesikringen i møblet. Du skal derfor supplere med en skrue eller et beslag som passer til det materiale din væg er lavet af. Hvis du er usikker så kontakt din lokale fagmand.

ADVARSEL: For at undgå at møblet tipper skal det anvendes med det medleverede tip-sikrings anordning. Møbler som tipper udgør en sikkerhedsrisiko.

اللغة العربية (ar)

مهم. البرغي المرفق مع الكتيفة غير القابلة مصمم فقط للاستخدام لتثبيت الكتيفة غير القابلة بالأثاث. بالإضافة إلى ذلك، ستحتاج إلى اختيار برغي أو تركيبية مناسبة لتثبيت الكتيفة بإحكام بنوع الحوائط لديك. إذا كنت غير متأكد من نوع البرغي الذي عليك استخدامه، فقم بالاتصال بمخزن الأجهزة المحلي لديك.

تحذير:

لتفادي انقلاب قطعة الأثاث هذه، يجب استعمالها مع الأداة الواردة الخاصة بالتثبيت في الجدار. فتعاقب الأثاث يشكل خطراً على السلامة.

Bosanski (bs)

Važno: Vijak priložen uz nosač sa zaštitom od prevrtanja je namijenjen samo za pričvršćivanje nosača na namještaj. Uz to bit će potrebno da odaberete vijak ili spojni element pogodan za pričvršćivanje nosača na odgovarajuću vrstu zida. Ako niste sigurni koju vrstu vijka odabrati pitajte u lokalnoj prodavaonici građevinskog materijala.

UPOZORENJE: Da bi se spriječilo prevrtanje ovaj namještaj se mora koristiti sa obezbjeđenom spravom za pričvršćivanje na zid. Prevrtanje namještaja predstavlja sigurnosnu opasnost.

български (bg)

ВАЖНО. Доставеният винт, заедно с репещата скоба, се използва единствено за закрепване на крепящата скоба към ебелите. Освен това Вие ще трябва да изберете винт или фитинг, който е подходящ за закрепване на скобата към вида на Вашите стени. Ако не сте сигурни какъв вид винт да използвате, свържете се с местния магазин за инструменти за дома.

ПРЕДУПРЕЖДЕНИЕ: За да се избегне преобръщане, тази мебел трябва да се използва с предоставения механизъм за закрепване към стената. Преобръщането на мебели представлява заплаха за безопасността.

Català (Cat)

!!! IMPORTANT !!! El cargol que ve inclòs amb el suport antibolcada està destinat al fixar-lo al moble. Heu de fixar l'antibolcada a la paret amb un cargol similar d'acord al material de la paret, consulti el seu ferreter.

ADVERTÈNCIA: Per tal d'evitar que bolqui, cal utilitzar aquest moble amb l'estri subministrat per fixar-lo a la paret. Si el moble bolca pot suposar un perill per a la seguretat.

中文 (zh)

重要提示：

随防倒支架同时提供的螺钉只可用来固定家具的防倒支架。此外，您需要根据墙壁类型 来选择一个合适的螺钉或配件来固定支架。如果您不确定该使用何种螺钉，请咨询当地五金商店。**警告：为了避免家具翻倒，必须使用提供的附壁装置固定家具。家具翻倒会带来安全危险。**

Hrvatski (hr)

VAŽNO! Isporučeni vijak i sigurnosni nosač treba upotrijebiti samo za pričvršćivanje sigurnosnog nosača na namještaj. Uz to, morat ćete odabrati vijak ili spojni element prikladan za pričvršćivanje nosača na odgovarajuću vrstu zida. Ako niste sigurni koju vrstu vijka trebate upotrijebiti, pitajte u lokalnoj trgovini željezarijom. **UPOZORENJE: Ovaj se namještaj mora upotrebljavati s isporučenim mehanizmom za pričvršćenje na zid kako bi se spriječilo njegovo prevrtanje. Prevrtanje namještaja opasno je za sigurnost.**

Čeština (cs)

DŮLEŽITÍ. Šroub přibalený k bezpečnostnímu kování je určen pouze k přichycení kování k nábytku. Je nutné, zvolit šroub k přichycení kování ke stěně, který je vhodný vzhledem k typu vaší shěny. V případě, kdy si nejste jisti, jaký šroub použít, žádejte o radu v nejbližším obchodě železářství nebo v obchodě domácích potřeb.

VAROVÁNÍ: Aby nedošlo k případnému převrácení nábytku, je nutné použít přiloženou úchytku na zeď. Převrácení nábytku představuje vážné bezpečnostní riziko.

Nederlands (nl)

BELANGRIJK. De schroeven die bij de wandbevestiging zitten, zijn uitsluitend bedoeld om de wandbevestiging aan het meubel te bevestigen. Completeer de wandbevestiging met een schroef of bevestigingsbeslag dat geschikt is voor het materiaal van de wand. Neem bij twijfel contact op met de ijzerhandel.

WAARSCHUWING: Om kantelen van dit meubel te voorkomen, moet het samen met de meegeleverde wandbevestiging worden gebruikt. Het kantelen van meubilair vormt een gevaar voor de veiligheid.

Eesti keeles (et)

TÄHTIS. Ümberkukkumist takistava kronsteiniga koos tarnitud kruvi on mõeldud kasutamiseks ainult ümberkukkumist takistava kronsteini kinnitamiseks mööbli külge. Lisaks sellele peate valima kruvi või kinnituse, mis sobib kronsteini kinnitamiseks sellist tüüpi seinale, nagu teil on. Kui te ei ole kindel, millist kruvi kasutada, pöörduge abi saamiseks kohaliku õõriistakaupluse poole.

HOIATUS: Ümberminemise vältimiseks tuleb kasutada seda mööblit koos komplektis oleva seinakinnitusega. Mööbli ümberminemine võib olla ohtlik.

Suomi (fi)

Huomioi, että turvakiinnikkeen mukana tuleva ruuvi on tarkoitettu ainoastaan kiinnittämään turvakiinnikkeen huonekaluun. Täydennä sen vuoksi ruuvilla tai muulla kiinnityksellä joka sopii seinäsi materiaaliin. Ota yhteyttä tavarataloon, jos olet epävarma.

VAROITUS: Tämän huonekalun kaatuminen on estettävä käyttämällä sen mukana toimitettua seinäkiinnikettä. Huonekalun kaatuminen aiheuttaa turvallisuusriskin.

Français (fr)

IMPORTANT : la vis fournie avec le dispositif anti-bascule est destinée à fixer le dispositif dans le meuble. Pour la fixation au mur, compléter par une vis adaptée au support mural. En cas de doute, contacter un magasin de bricolage.

AVERTISSEMENT : afin d'empêcher tout basculement, ce mobilier doit être utilisé avec le dispositif de fixation au mur fourni. Le basculement du mobilier constitue un risque pour la sécurité.

Deutsch (de)

WICHTIG. Die dem Kippschutz beigefügten Schrauben sind ausschließlich für die Befestigung des Kippschutzes am Möbelstück vorgesehen. Für die Befestigung des Kippschutzes an der Wand benötigen Sie zusätzlich Schrauben oder Beschläge, die zur Beschaffenheit der Wand passen. Falls Sie nicht sicher sind, welche Art von Schrauben geeignet sind, wenden Sie sich bitte an den Fachhandel.

WARNHINWEIS: Um das Umkippen dieses Möbelstücks zu verhindern, muss die mitgelieferte Wandbefestigung verwendet werden. Umkippende Möbelstücke stellen ein Sicherheitsrisiko dar.

Ελληνικά (el)

ΣΗΜΑΝΤΙΚΟ. Η βίδα που παρέχεται μαζί με το αντιανατρεπτικό στηρίγμα πρέπει να χρησιμοποιηθεί μόνο για τη στερέωση του αντιανατρεπτικού στηρίγματος στο έπιπλο. Εκτός από αυτή τη βίδα, θα χρειαστείτε μία βίδα ή εξάρτημα που είναι κατάλληλο για τη στερέωση του στηρίγματος στο είδος του τοίχου που έχετε. Εάν δεν είστε σίγουροι για τον τύπο της βίδας που πρέπει να χρησιμοποιήσετε, επικοινωνήστε με ένα σιδηροπωλείο.

ΠΡΟΕΙΔΟΠΟΙΗΣΗ: Για την αποφυγή ανατροπής, το έπιπλο πρέπει να χρησιμοποιείται με τη συσκευή προσάρτησης στον τοίχο που παρέχεται. Η ανατροπή επίπλων συνιστά κίνδυνο ασφαλείας.

Magyar (hu)

FONTOS. A dőlést megakadályozó tartóhoz kapott csavar kizárólag a tartó bútorhoz történő rögzítéséhez használható. Ezen felül ki kell választania, hogy milyen csavart vagy szerelvényt használjon ahhoz a falhoz, ahova a tartókart rögzíteni szeretné. Amennyiben nem biztos benne, hogy milyen csavart kell használnia, lépjen kapcsolatba a helyi vasárbolttal.

FIGYELMEZTETÉS: A bútort a felborulás megelőzése érdekében a mellékelt fali rögzítővel kell használni. A bútor felborulása biztonsági veszélyt jelent.

Italiano (it)

IMPORTANTE. Le viti che vengono fornite insieme al dispositivo antiribaltamento vanno utilizzate soltanto per fissare questo dispositivo al mobile. Scegli quindi le viti o il dispositivo di fissaggio che più si adattano alle pareti di casa tua. In caso di dubbi contatta il tuo ferramenta.

AVVERTENZE Applicare il dispositivo di fissaggio a parete fornito in dotazione per evitare il ribaltamento del mobile. Il ribaltamento del mobile costituisce un rischio per la sicurezza.

日本語 (ja)

重要 ぐらつき防止用ブラケットに同梱されているネジは、ぐらつき防止用ブラケットを家具に取り付けるための専用ネジです。また、ブラケットを取り付けるには、ご使用の壁の種類に応じて、適切なネジまたは取付金具を選ぶ必要があります。使用するネジの種類が分からない場合は、お近くの金物店までお問い合わせください。警告: この家具が転倒しないようにするために、必ず付属の壁に固定する装置を使用してください。家具の転倒は、大変危険です。

Latviski (lv)

SVARĪGI. Skrūve, kas tiek iekļauta pretapgāšanās kronšteina komplektācijā, ir izmantojama tikai, lai piestiprinātu pretapgāšanās kronšteinu pie mēbeles. Papildus arī jums ir jāizvēlas skrūve vai stiprinājums, kas ir piemērots kronšteina fiksēšanai pie jūsu telpās esošā sienu veida. Ja neesat pārliecināti

par to, kāda tipa skrūves lietot, sazinieties ar vietējo būvmateriālu veikalu.

BRĪDINĀJUMS! Lai mēbeles neapgāztos, tās jāizmanto kopā ar komplektācijā iekļautajiem sienas stiprinājumiem. Mēbeļu apgāšanās rada draudus drošībai.

Lietuvių (lt)

SVARBU. Kartu su laikikliu nuo apsvirtimo tiekiamas sraigtas turi būti naudojamas tik laikikliui nuo apsvirtimo tvirtinti prie baldų. Taip pat jums reikės pasirinkti sraig tą arba tvirtinimo elementą, tinkantį laikikliui tvirtinti prie jūsų kambario sienos. Jeigu nežinote, kokio tipo sraig tą pasirinkti, kreipkitės į vietos statybinių prekių parduotuvę.

ĮSPĖJIMAS: Kad baldas neapvirtų, jis turi būti naudojamas su pridėdamu tvirtinimo prie sienos prietaisu. Galintis apvirtsi baldas kelia pavojų saugai.

Norsk (no)

VIKTIG. Legg merke til at skruen som følger med tippebeskyttelsen kun skal brukes for å feste tippebeskyttelsen i møbelet.

Kompletter derfor med en skrue eller et feslebeslag tilpasset materialet i veggen din. Er du usikker, ta kontakt med din lokale fagforhandler.

ADVARSSEL: Det medfølgende veggfestet må brukes for å hindre at møbelet velter. Hvis møbelet velter, kan det medføre sikkerhetsrisiko.

Polski (pl)

UWAGA! W komplecie z mocowaniami zapobiegającymi wywróceniu mebla są śruby, które służą tylko do przytwierdzenia ich do mebla. Rodzaj śrub przytwierdzających je do ściany zależy od rodzaju materiału z jakiego została wykonana (gips, cegła, drewno itd.). Będą więc potrzebne dodatkowo odpowiednie śruby. Jeśli masz wątpliwości co do rodzaju śrub zasięgnij opinii fachowca.

OSTRZEŻENIE: Aby zapobiec przewróceniu się, meble należy unieruchomić za pomocą dołączonego mocowania ściennego. Przewrócenie się mebli stwarza zagrożenie dla bezpieczeństwa.

Português (pt)

MUITO IMPORTANTE. O parafuso fornecido junto com o dispositivo anti-queda deve ser usado unicamente para para fixar o dispositivo anti-queda ao móvel. Deve também escolher um parafuso ou fixação que seja adequada para segurar o dispositivo ao tipo de paredes que tiver. Se não tiver a certeza de que tipo de parafuso deve usar, deve dirigir-se a uma loja especializada.

ADVERTÊNCIA: De modo a evitar que esta peça de mobiliário se vire ao contrário, esta deve ser usada com o dispositivo de fixação à parede. O derrube da mobília constitui um perigo para a segurança.

Română (ro)

IMPORTANT. Șurubul furnizat împreună cu consola anti-răsturnare va fi utilizat doar pentru fixarea consolei anti-răsturnare pe mobilă. Pe lângă aceasta, va trebui să alegeți un șurub sau montură adecvate pentru fixarea consolei pe tipul de perete din încăperea respectivă. Dacă aveți nelămuriri privind tipul de șurub de utilizat contactați

magazinul local de scule și unelte. **AVERTISMENT: pentru a preveni răsturnarea, această piesă de mobilier va fi utilizată cu dispozitivul furnizat pentru prinderea de perete. Răsturnarea mobilei reprezintă un pericol pentru siguranță.**

Русский (ru)

ВАЖНО. Болт, поставляемый вместе с держателем против опрокидывания, должен использоваться только для крепления данного держателя к мебели. В дополнение к этому необходимо подобрать шуруп или крепление для фиксации держателя на стене в зависимости от ее типа. Если

вы не уверены, какой шуруп использовать, обратитесь за консультацией в местный магазин строительных товаров.

ПРЕДУПРЕЖДЕНИЕ. Во избежание опрокидывания мебели следует использовать предоставленное настенное крепление. Опрокидывание мебели влечет опасность травмирования.

Srpski (sr)

Važno: Ovaj zavrtnaj, koji se isporučuje zajedno sa sigurnosnim nosačem, treba koristiti samo za pričvršćivanje sigurnosnog nosača na nameštaj. Pored toga, treba da izaberete odgovarajući zavrtnaj ili spojni element za pričvršćivanje nosača na odgovarajuću vrstu zida. Ako niste sigurni koju vrstu zavrtnja da upotrebite, obratite se lokalnom gvožđaru.

UPOZORENJE: Da bi se sprečilo prevrtanje, ovaj nameštaj mora da se koristi sa priloženim sredstvom za pričvršćivanje za zid. Prevrtanje nameštaja predstavlja bezbednosni rizik.

Slovenčina (sk)

DÔLEŽITÉ UPOZORNENIE. Skrutka dodávaná spolu s bezpečnostným kovaním je určená iba na upevnenie kovania k nábytku. okrem toho budete potrebovať skrutku za prichytenie kovania k stene. Túto si vyberte podľa druhu steny. Ak si nie ste istý, aký druh skrutky potrebujete, kontaktujte najbližšie železiarstvo.

VAROVANIE: Aby nedošlo k prípadnému prevráteniu nábytku, je nutné použiť priložený príchytka na stenu. Prevrátenie nábytku predstavuje vážne bezpečnostné riziko.

Slovenščina (sl)

POMEMBNO Priloženi vijak, skupaj z nosilcem za pritrditev proti prevrnitvi, je namenjen izključno pritrditvi nosilca za pritrditev proti prevrnitvi na pohištvo. Poleg tega boste potrebovali tudi ustrezno vijak oz. element za pritrditve nosilca na vaš tip stene. Če niste prepričani o tem, kakšen vijak je najprimernejši, se obrnite na eno od tehničnih trgovin v vaši bližini.

OPOZORILO: Da bi preprečili prevračanje, morate to pohištvo uporabiti s priloženo napravo za pritrditev na steno. Prevračanje pohištva predstavlja nevarnost.

Español (es)

¡IMPORTANTE! El tornillo que viene incluido con el soporte antivuelco está destinado a fijarlo en el mueble. Debes fijar el antivuelco en la pared con un tornillo o similar de un tipo acorde con el material de esta. Consulta con tu ferretería. **ADVERTENCIA:** Con el fin de evitar que el mueble vuelque, debe utilizarse siempre con el dispositivo de fijación de pared facilitado. El mobiliario que puede volcar representa un peligro para la seguridad*.

Svenska (sv)

Observera att skruven som medföljer tippskyddet endast är avsedd för att fästa tippskyddet i möbelen. Komplettera därför med en skruv eller ett fastbeslag som passar materialet i din vägg. Är du osäker kontakta din lokala fackhandel.

VARNING: Denna möbel måste användas tillsammans med den medföljande anordningen för väggfäste för att förhindra att möbelen välter. Vältande möbler utgör en säkerhetsrisk.

Türkçe (tr)

ÖNEMLİ. Devrilmeyi önleyen destek ile birlikte verilen vida, yalnızca devrilmeyi önleyen desteği mobilyaya monte etmek için kullanılacaktır. Buna ek olarak, desteği sahip olduğunuz duvar türüne monte etmeniz için uygun bir vida veya bağlantı elemanı seçmeniz de gerekecek. Eğer hangi tür vida kullanacağımızdan emin değilseniz yerel hırdavatçınıza başvurun.

UYARI: Aşırı dönmesini önlemek için bu mobilya verilen duvar bağlantı parçası ile birlikte kullanılmalıdır. Mobilyanın aşırı dönmesi güvenlik riski oluşturur.

Українська (uk)


Важливо: Болт, який постачається разом з тримачем від перекидання, повинен використовуватися тільки для кріплення цього тримача до меблів. Крім цього, необхідно підібрати шуруп або кріплення для фіксації тримача на стіні, залежно від її типу. Якщо ви не впевнені, який шуруп використовувати, зверніться за консультацією до місцевого магазину будівельних товарів.

УВАГА! Ці меблі потрібно використовувати з пристроєм для настінного кріплення, який надається в комплекті, щоб запобігти їхньому перевертання. У разі перевертання меблів може виникати загроза безпеці.



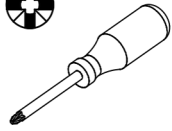
25

0194009

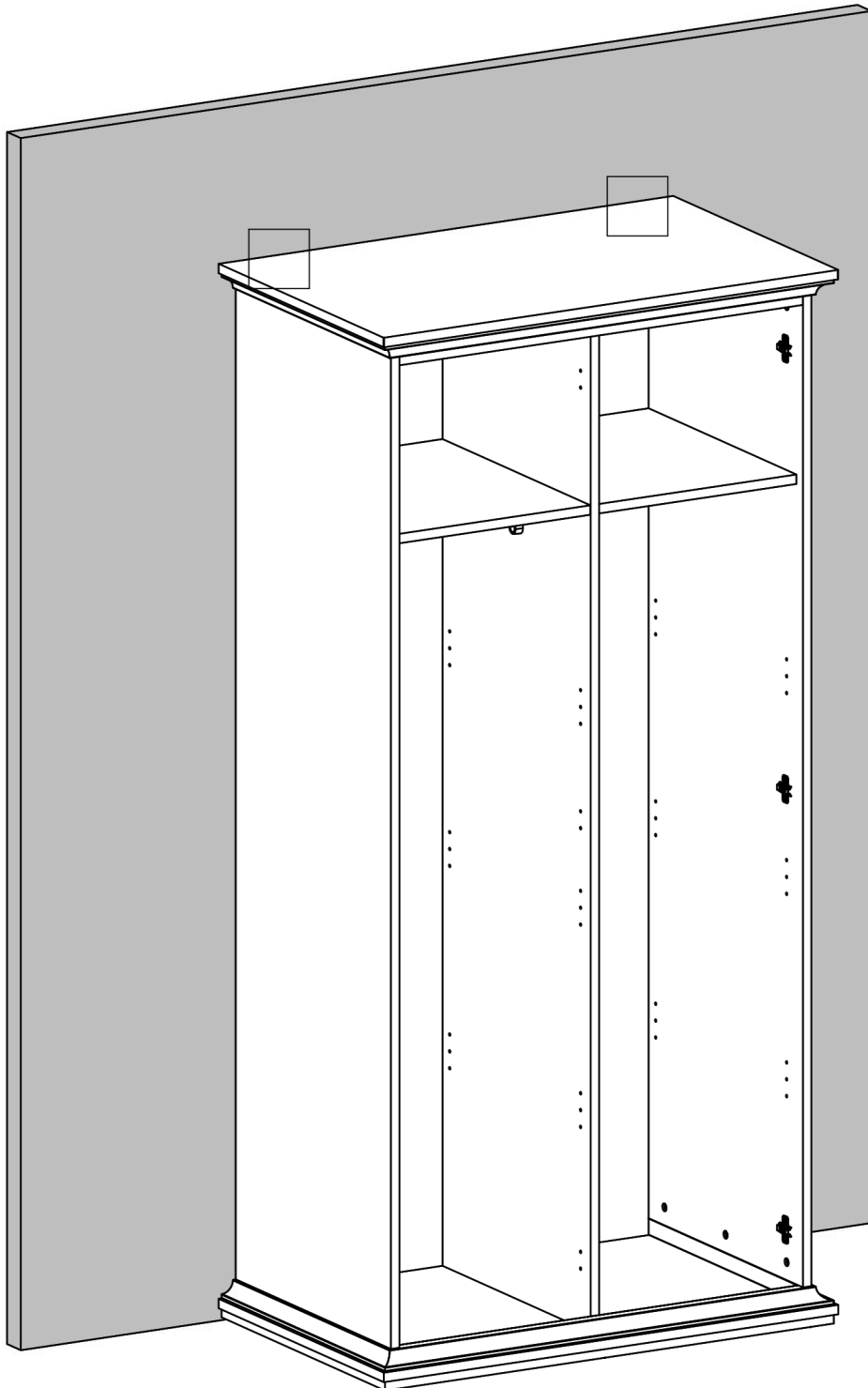
x2

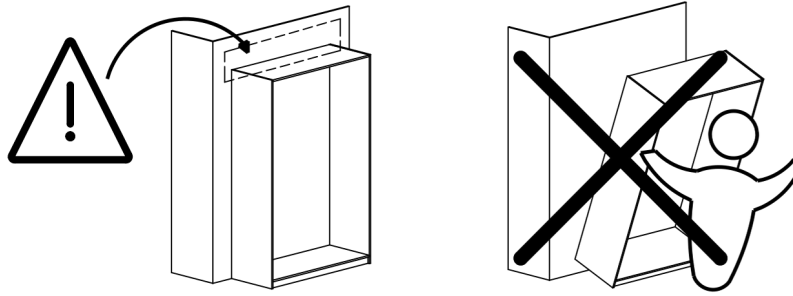


1.97x3.54x0.47"
50x90x12 mm



33 / 40



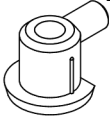


<p>1</p>	<p>2</p>	<p>3</p>
<p>4</p>	<p>5</p>	<p>6</p>
<p>7</p>	<p>8</p>	<p>9</p>
<p>10</p>	<p>11</p>	<p>12</p>

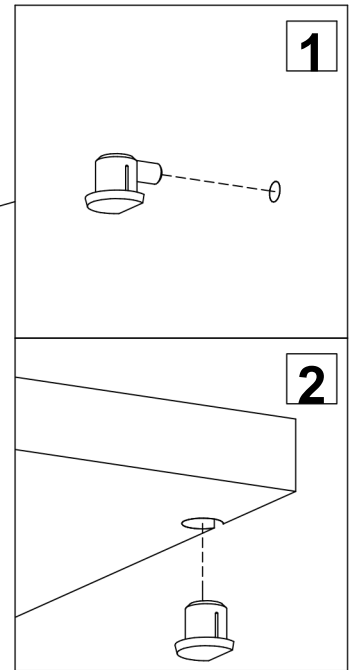
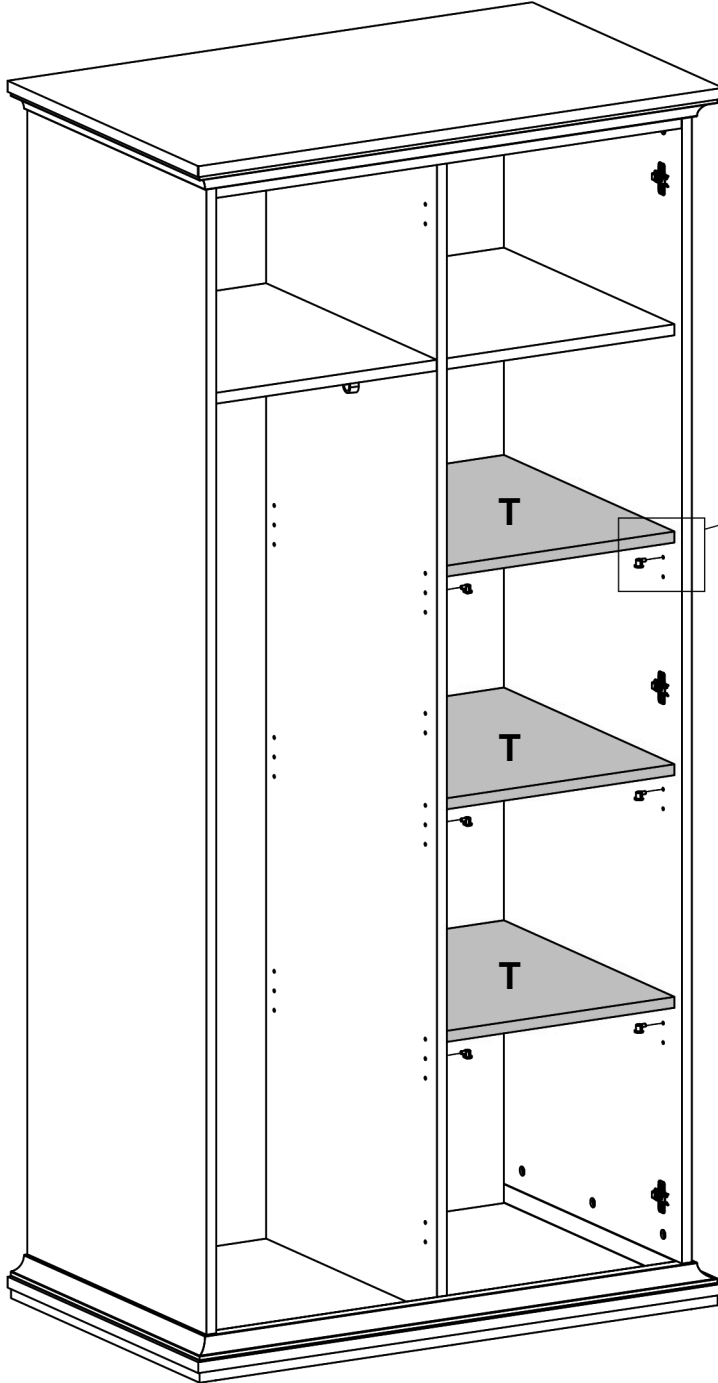
26

0111017

x12



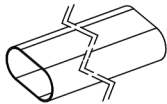
Ø0.2/Ø0.39x0.47"
Ø5/Ø10/12 mm



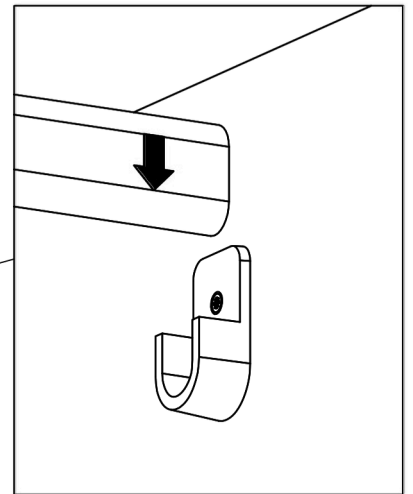
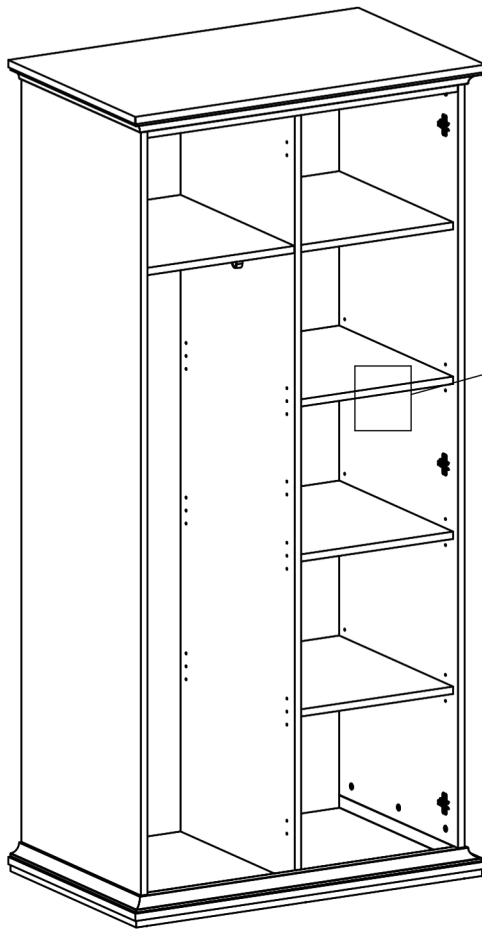
27

0172497

x1



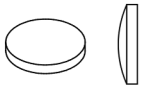
16.18x0.59x1.18"
411x15x30 mm



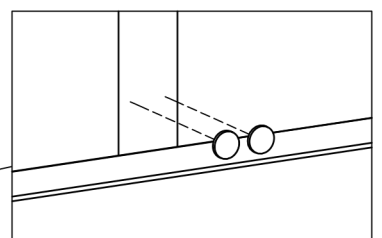
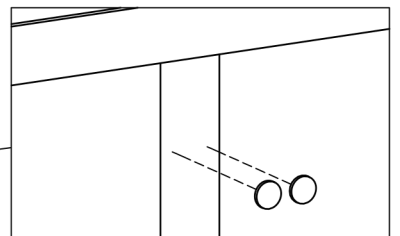
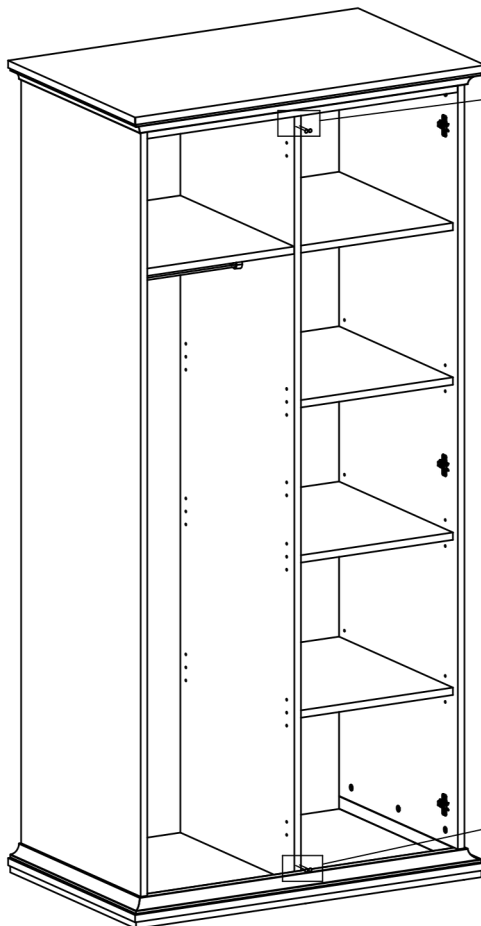
28

0196203

x4



Ø0.28x0.06"
Ø7x1,5 mm



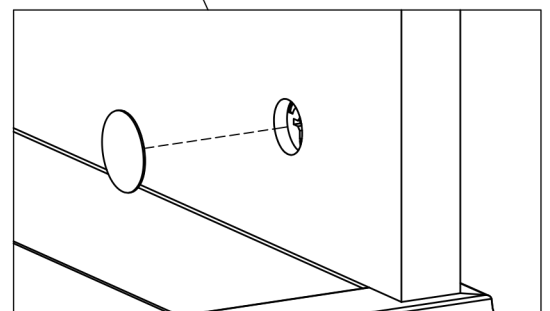
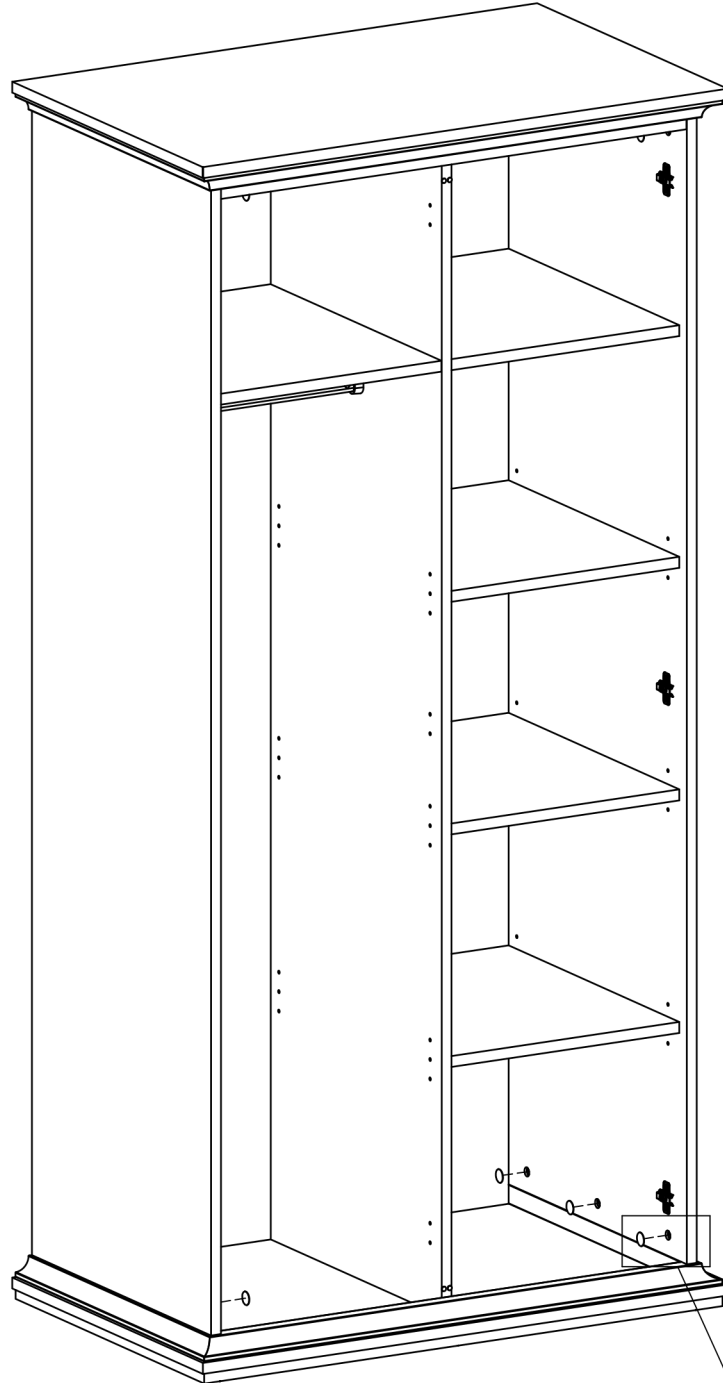
29

0110901

x12



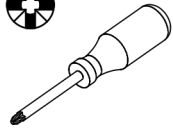
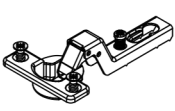
Ø0.87x0.02"
Ø22x0,5 mm



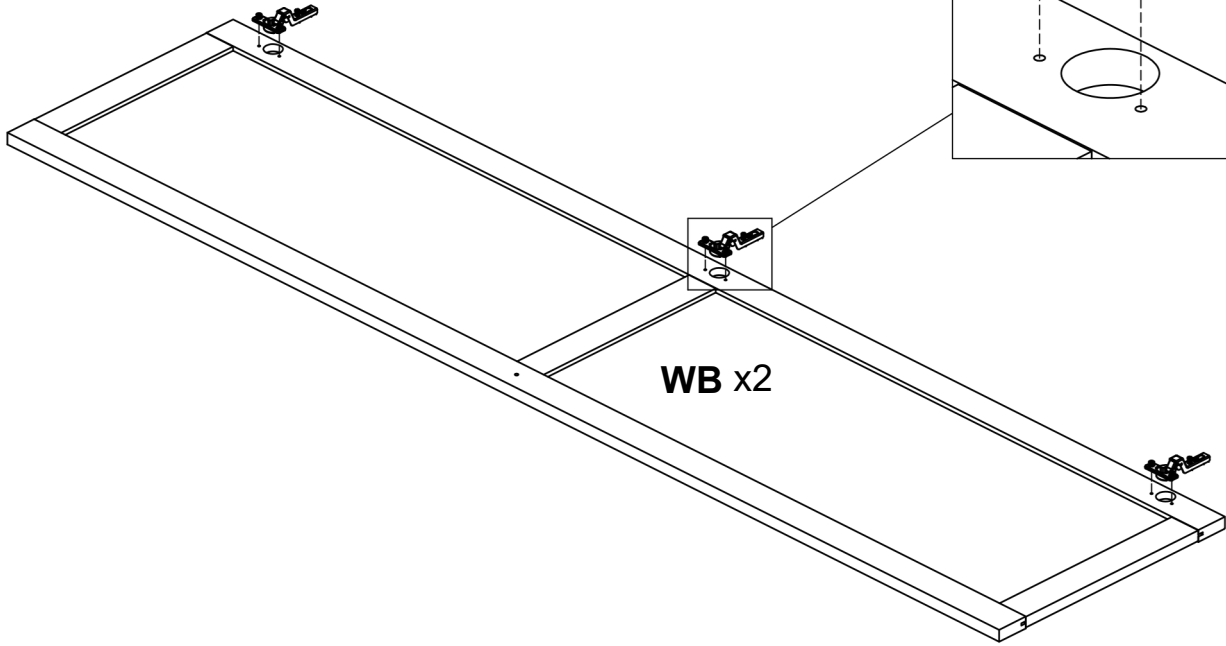
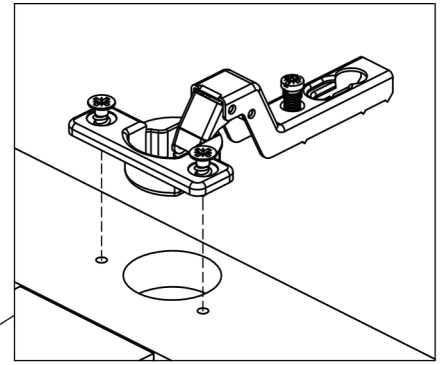
30

0152292

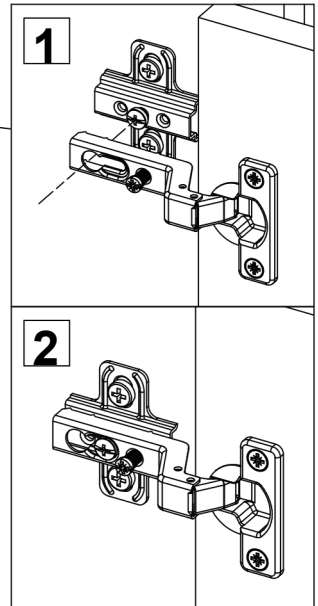
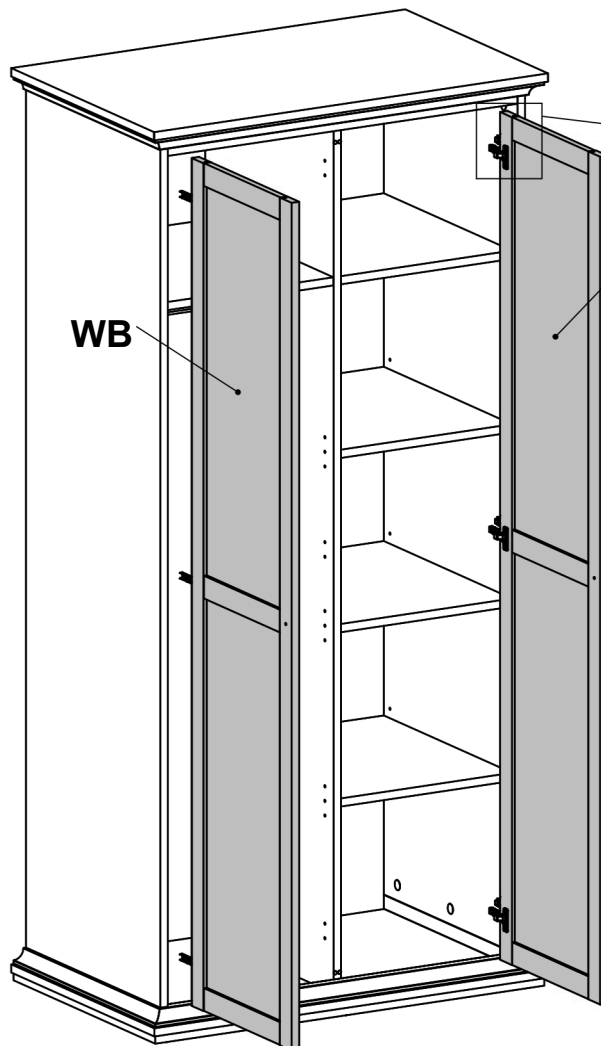
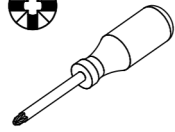
x6



Ø1.02-3.61x1.97x1"
Ø26-91,7x50x25,2 mm



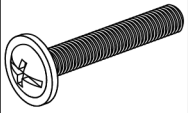
31



32

0126234

x2



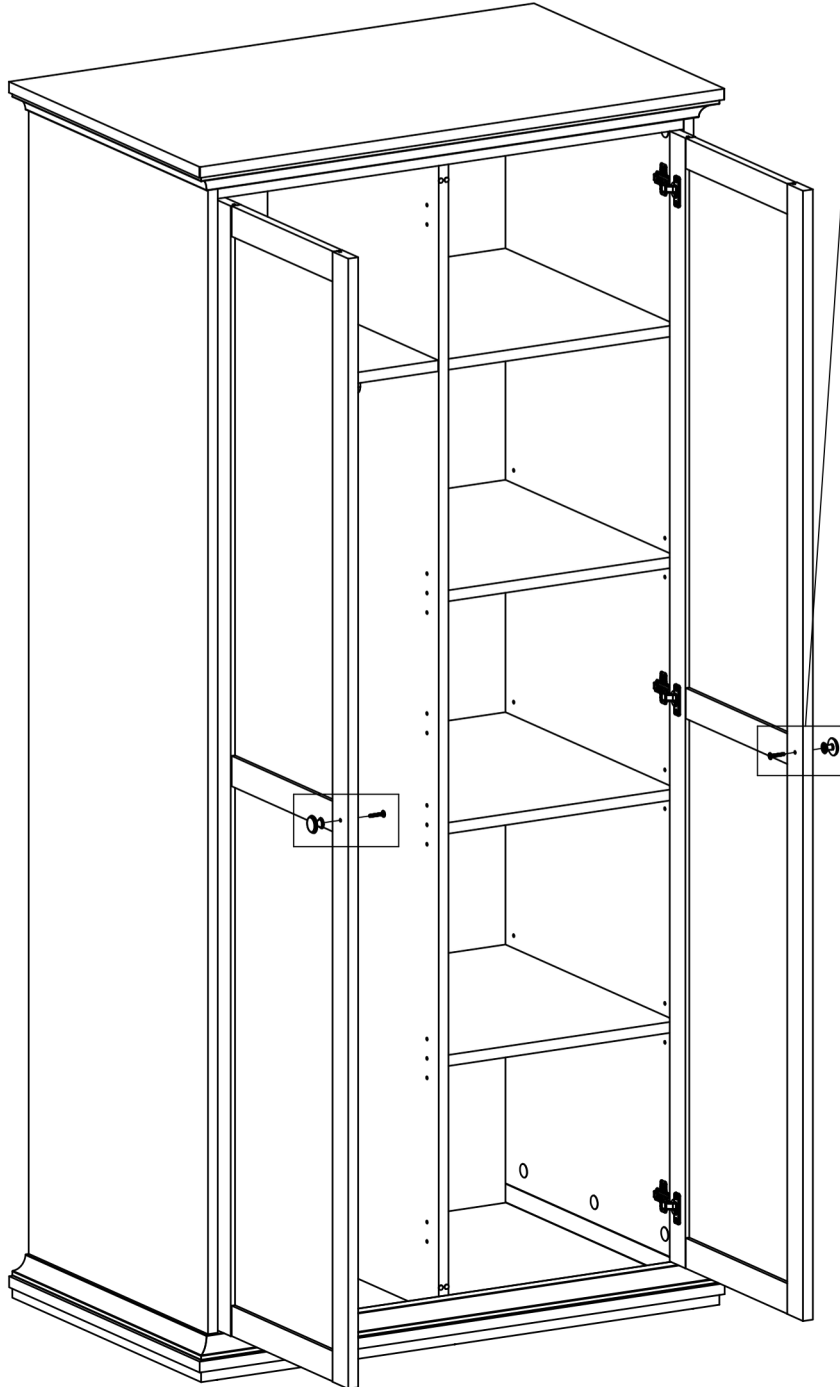
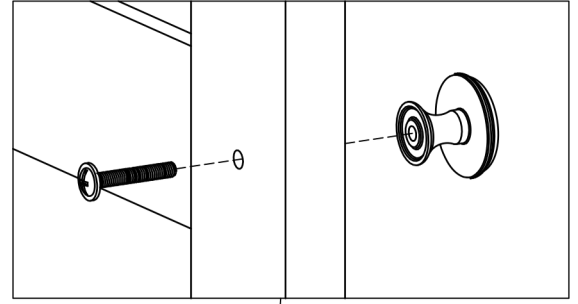
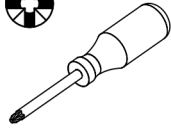
M4x0.98"
M4x25 mm

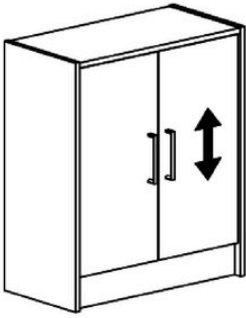
0181009

x2

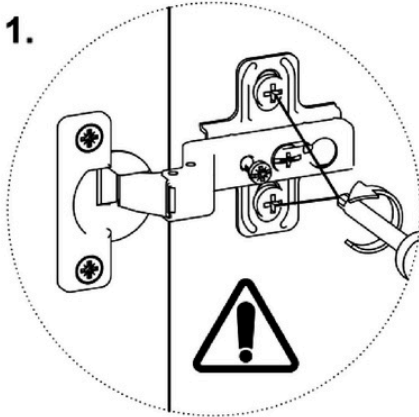


Ø1.1x0.83"
Ø28x21 mm

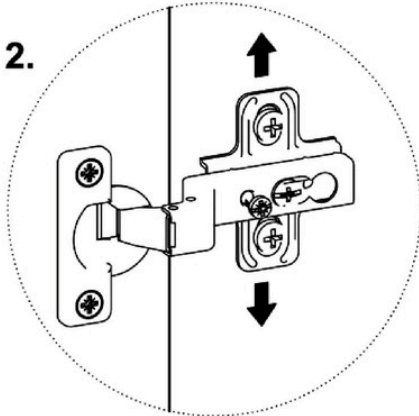




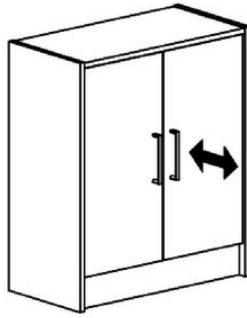
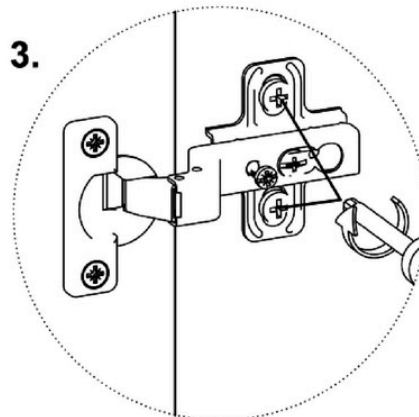
1.



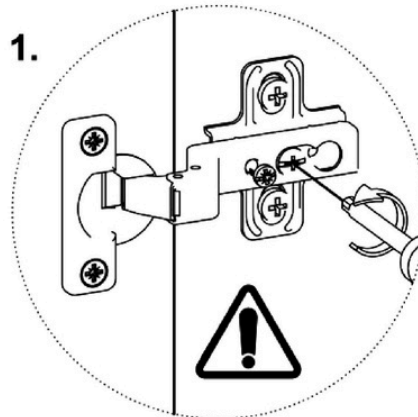
2.



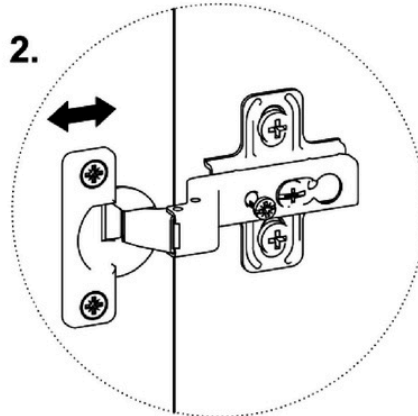
3.



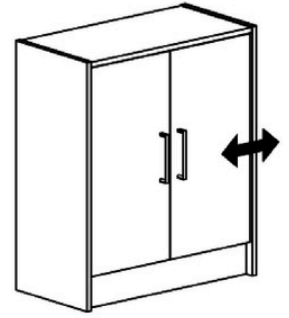
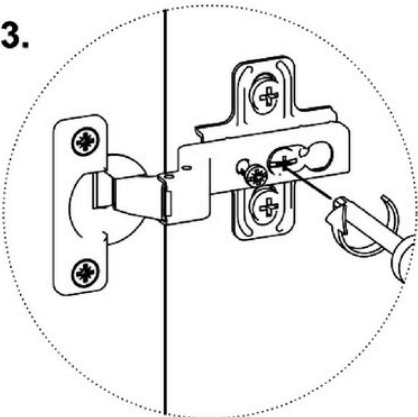
1.



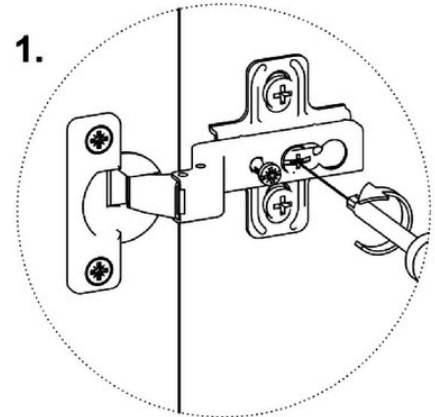
2.



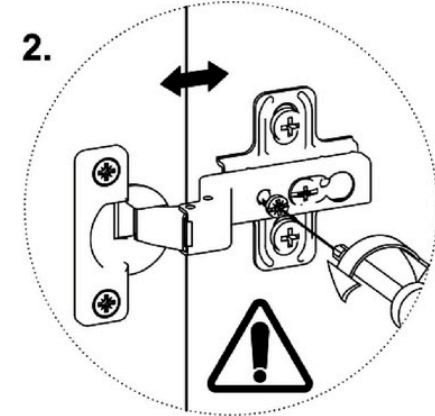
3.



1.



2.



3.

